

# Ruckus Wireless™ SmartCell Insight™ API User Guide

## **Supporting SmartCell Insight™ 3.5.0**

## Copyright Notice and Proprietary Information

Copyright 2017 Brocade Communications Systems, Inc. All rights reserved.

No part of this documentation may be used, reproduced, transmitted, or translated, in any form or by any means, electronic, mechanical, manual, optical, or otherwise, without prior written permission of or as expressly provided by under license from Brocade.

## Destination Control Statement

Technical data contained in this publication may be subject to the export control laws of the United States of America. Disclosure to nationals of other countries contrary to United States law is prohibited. It is the reader's responsibility to determine the applicable regulations and to comply with them.

## Disclaimer

THIS DOCUMENTATION AND ALL INFORMATION CONTAINED HEREIN ("MATERIAL") IS PROVIDED FOR GENERAL INFORMATION PURPOSES ONLY. BROCADE and RUCKUS WIRELESS, INC. AND THEIR LICENSORS MAKE NO WARRANTY OF ANY KIND, EXPRESS OR IMPLIED, WITH REGARD TO THE MATERIAL, INCLUDING, BUT NOT LIMITED TO, THE IMPLIED WARRANTIES OF MERCHANTABILITY, NON-INFRINGEMENT AND FITNESS FOR A PARTICULAR PURPOSE, OR THAT THE MATERIAL IS ERROR-FREE, ACCURATE OR RELIABLE. BROCADE and RUCKUS RESERVE THE RIGHT TO MAKE CHANGES OR UPDATES TO THE MATERIAL AT ANY TIME.

## Limitation of Liability

IN NO EVENT SHALL BROCADE or RUCKUS BE LIABLE FOR ANY DIRECT, INDIRECT, INCIDENTAL, SPECIAL OR CONSEQUENTIAL DAMAGES, OR DAMAGES FOR LOSS OF PROFITS, REVENUE, DATA OR USE, INCURRED BY YOU OR ANY THIRD PARTY, WHETHER IN AN ACTION IN CONTRACT OR TORT, ARISING FROM YOUR ACCESS TO, OR USE OF, THE MATERIAL.

## Trademarks

Ruckus Wireless, Ruckus, the bark logo, BeamFlex, ChannelFly, Dynamic PSK, FlexMaster, Simply Better Wireless, SmartCell, SmartMesh, SmartZone, Unleashed, ZoneDirector and ZoneFlex are trademarks of Ruckus Wireless, Inc. in the United States and in other countries. Brocade, the B-wing symbol, MyBrocade, and ICX are trademarks of Brocade Communications Systems, Inc. in the United States and in other countries. Other trademarks may belong to third parties.

# Contents

---

<b>About This Guide.....</b>	<b>4</b>
Document Conventions.....	4
Related Documentation.....	5
Documentation Feedback.....	5
<b>Overview.....</b>	<b>5</b>
Report Types.....	5
Common Tasks.....	7
Using the API Dialog Box.....	7
<b>Using SCI API Explorer.....</b>	<b>9</b>
Generating the Access Token.....	11
Querying to Obtain Report IDs.....	13
Querying to Obtain Section IDs of a Specific Report.....	16
Querying the Data Endpoint.....	18
Logging in to API Explorer Programmatically.....	21
 Ruckus Smart Analytics .....	 22

# About This Guide

This *SmartCell Insight API User Guide* provides instructions about how the Ruckus Wireless™ SmartCell Insight (SCI) APIs work to access the various functionalities provided by the core SCI engine.

This guide is written for service operators and system administrators who are responsible for managing, configuring, and troubleshooting Wi-Fi networks. It assumes basic working knowledge of local area networks, wireless networking, and wireless devices.

## NOTE

Refer to the release notes shipped with your product to be aware of certain challenges when upgrading to this release.

Most user guides and release notes are available in Adobe Acrobat Reader Portable Document Format (PDF) or HTML on the Ruckus Wireless Support Web site at <https://support.ruckuswireless.com/contact-us>.



## Document Conventions

[Document Conventions](#) and [Document Conventions](#) list the text and notice conventions that are used throughout this guide.

**TABLE 1** Text conventions

Convention	Description	Example
message phrase	Represents messages displayed in response to a command or a status	[Device Name] >
user input	Represents information that you enter	[Device Name] > <b>set ipaddr 10.0.0.12</b>
user interface controls	Keyboard keys, software buttons, and field names	Click <b>Create New</b>
<b>Start &gt; All Programs</b>	Represents a series of commands, or menus and submenus	Select <b>Start &gt; All Programs</b>
ctrl+V	Represents keyboard keys pressed in combination	Press <b>ctrl+V</b> to paste the text from the clipboard.
screen or page names		Click <b>Advanced Settings</b> . The <b>Advanced Settings</b> page appears.
command name	Represents CLI commands	
parameter name	Represents a parameter in a CLI command or UI feature	
variable name	Represents variable data	{ZoneDirectorID}
filepath	Represents file names or URI strings	<a href="http://ruckuswireless.com">http://ruckuswireless.com</a>

**TABLE 2** Notice conventions

Notice type	Description
NOTE	Information that describes important features or instructions
 CAUTION	Information that alerts you to potential loss of data or potential damage to an application, system, or device
 WARNING	Information that alerts you to potential personal injury

## Related Documentation

For a complete list of documents that accompany this release, refer to the Release Notes.

## Documentation Feedback

Ruckus Wireless is interested in improving its documentation and welcomes your comments and suggestions.

You can email your comments to Ruckus Wireless at: [docs@ruckuswireless.com](mailto:docs@ruckuswireless.com)

When contacting us, please include the following information:

- Document title
- Document part number (on the cover page)
- Page number (if appropriate)

## Overview

SmartCell Insight (SCI) is a Big Data analytics and reporting engine that provides deep visibility into the performance and operational statistics of your Ruckus Wireless WiFi infrastructure.

SmartCell Insight (SCI) is designed to collect data from Ruckus network equipment, analyze that data, and then present it using a wide variety of standard and custom reports. SCI provides visibility, analytics and reports about network transmission statistics, equipment status and user traffic. It also provides details about the devices and applications that are used on the network, so that decision-makers can make better informed decisions about what types of devices and content their customers are using and will be using more of in the future.

SCI provides a rich set of APIs to access the various functionality provided by the core SCI engine.

This manual includes the following information:

- [Report Types](#) on page 5
- [Common Tasks](#) on page 7
- [Using the API Dialog Box](#) on page 7
- [Using SCI API Explorer](#) on page 9:
  - [Generating the Access Token](#) on page 11
  - [Querying to Obtain Report IDs](#) on page 13
  - [Querying to Obtain Section IDs of a Specific Report](#) on page 16
  - [Querying the Data Endpoint](#) on page 18
  - [Logging in to API Explorer Programmatically](#) on page 21

### NOTE

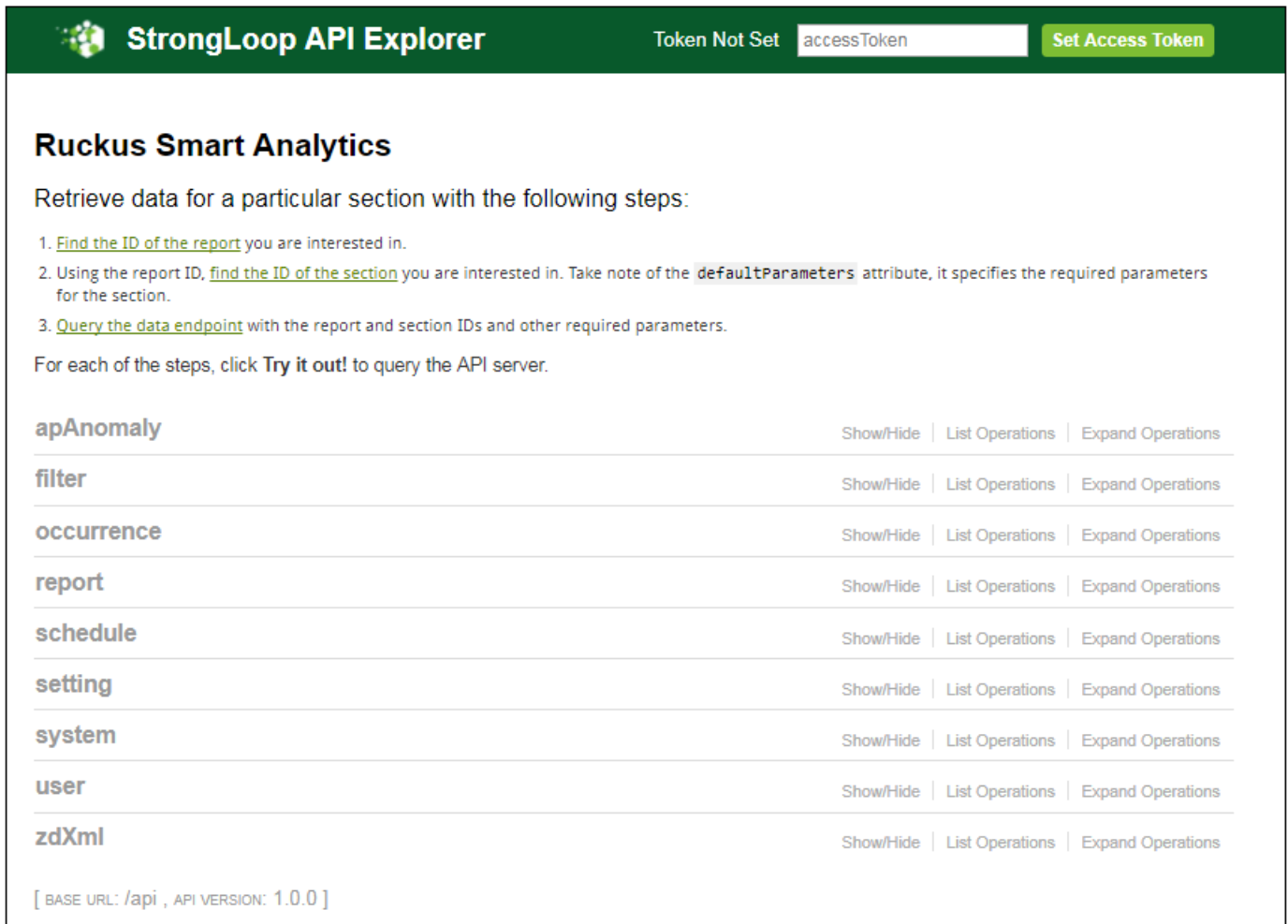
Refer to the "Ruckus Smart Analytics" section of this manual for information about how to use each of the APIs.

## Report Types

This section lists and describes the report types available in SCI.

When you first enter the SCI API Explorer by entering `https://<your SCI IP address>/explorer` in your web browser, the following screen is displayed:

FIGURE 1 Ruckus Smart Analytics Screen when Entering API Explorer



Report types available in SCI are described in the following table:

Report Type	Description
apAnomaly	These APIs allows you to retrieve the APs with abnormal behavior, detected by SmartAnalytics machine learning algorithms.
Occurrence	This provides the API report related to the retrieval of occurrence records based on the scheduler. (Refer to the SCI user guide for details).
Report	Report type is for various reports available in the application such as Network, WLAN, and Clients.
Schedule	This is to schedule automatic report generation and delivery. You can also specify occurrences for a particular schedule. (Refer to the SCI user guide for details).
Setting	This report type is for system level settings including SMTP settings.
System	This report type is based on all the controllers that report to the SCI as data sources.
User	The user usage report returns activities pertaining to SCI across the user's accounts.

Report Type	Description
ZDXML	This report type is Zone Director's specific calls.

## Common Tasks

SCI's API allows you to build your custom specified reports, based on the available parameters. Each of these parameters has the following common tasks.

- Show / Hide: This toggle command shows or hides the rows dynamically in a table.
- List Operations: This command displays the list of HTTP verbs such as GET, PUT, POST, HEAD or DELETE row dynamically in a table.
- Expand Operations: This command expands the API dialog box for each listed operation. Use List Operations to contract the view.

**FIGURE 2** Common tasks

<b>occurrence</b>	Show/Hide	List Operations	Expand Operations
<b>report</b>	Show/Hide	List Operations	Expand Operations
<b>schedule</b>	Show/Hide	List Operations	Expand Operations
<b>setting</b>	Show/Hide	List Operations	Expand Operations
<b>system</b>	Show/Hide	List Operations	Expand Operations
<b>user</b>	Show/Hide	List Operations	Expand Operations
<b>zdXml</b>	Show/Hide	List Operations	Expand Operations

## Using the API Dialog Box

Use the API dialog box to view and modify the messages to generate your API reports.

On clicking each of the parameters and the resource URL the API dialog box is displayed.

## Overview

### Using the API Dialog Box

**FIGURE 3** API Dialog Box

**occurrence** Show/Hide List Operations Expand Operations

**GET** /occurrences Find all instances of the model matched by filter from the data source.

**Response Class (Status 200)**

Model | Model Schema

```
[
  {
    "timestamp": "2016-07-26",
    "status": 0,
    "id": 0,
    "scheduleId": 0
  }
]
```

Response Content Type: application/json

**Parameters**

Parameter	Value	Description	Parameter Type	Data Type
filter	<input type="text"/>	Filter defining fields, where, include, order, offset, and limit	query	string

**TABLE 3** API Dialog Box

Name	Description
Response Class	The Response interface of the API represents the response to a request.
Response Content Type	Content-type: application/json; designates the content to be in JSON format. This is the default type.
<b>Parameters</b>	
Parameter	Use the filter parameter to supply a dimension you want to filter on, followed by the filter expression.
Value	The Parameter Value contains the value to be included in the request.
Description	Auto displays the parameter description
Parameter Type	Lists the API parameter types that you can use in the path or query parameters for your backend API methods, and the types you can use as method return types or request body types.
Data Type	Lists the data types used in API parameters and notification message fields.
Try it out	Click on this icon to view the response body based on the parameters set.
Curl	Curl is a command line tool and library for transferring data with URL syntax. Use the curl command to simulate HTTP verbs such as HEAD, GET, POST, PUT and DELETE request calls to the API.
Request URL	Contains the URL of the response.
Response Body	The response interface represents the response to a request.
Response Code	Contains the status code of the response. For example, 200 for a success.
Response Header	Contains the headers object associated with the response.



# Using SCI API Explorer

After you log in to the SCI User Interface, you can access the SCI API Explorer to generate reports by using a variety of APIs that SCI supports.

This section provides steps on how to enter the SCI API Explorer to log in, after which the following tasks are shown:

- [Generating the Access Token](#) on page 11
  - [Querying to Obtain Report IDs](#) on page 13
  - [Querying to Obtain Section IDs of a Specific Report](#) on page 16
  - [Querying the Data Endpoint](#) on page 18
  - [Logging in to API Explorer Programmatically](#) on page 21
1. Enter `https://<your SCI IP address>/explorer` in your web browser.

2. Log in using the following default credentials:

Username: admin

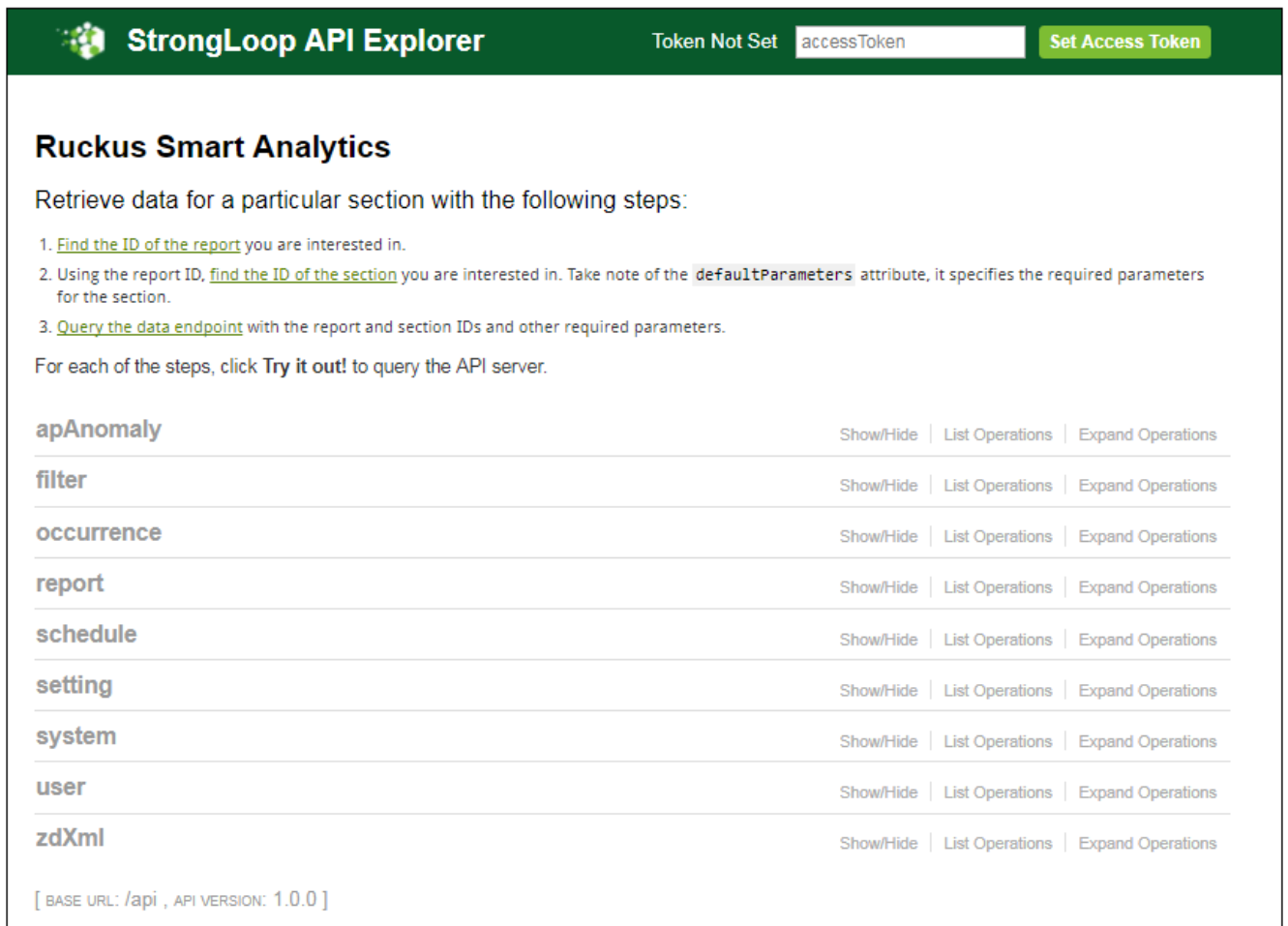
Password: admin

**NOTE**

If you have changed the default password, please use the new password accordingly.

The following screen appears:

**FIGURE 4** Ruckus Smart Analytics Screen when Entering API Explorer



This screen exposes all the APIs from the SCI core engine.

## Generating the Access Token

Before you can access all the APIs, you need to generate an access token.

Follow the steps below to generate the API access token:

1. Click **User** on the screen shown above.

The screen expands as follows:

**FIGURE 5** Clicking User

user		Show/Hide   List Operations   Expand Operations
GET	/users	Find all instances of the model matched by filter from the data source.
PUT	/users	Update an existing model instance or insert a new one into the data source.
POST	/users	Create a new instance of the model and persist it into the data source.
GET	/users/{id}	Find a model instance by id from the data source.
HEAD	/users/{id}	Check whether a model instance exists in the data source.
PUT	/users/{id}	Update attributes for a model instance and persist it into the data source.
DELETE	/users/{id}	Delete a model instance by id from the data source.
GET	/users/{id}/accessTokens	Queries accessTokens of user.
POST	/users/{id}/accessTokens	Creates a new instance in accessTokens of this model.
DELETE	/users/{id}/accessTokens	Deletes all accessTokens of this model.
GET	/users/{id}/accessTokens/{fk}	Find a related item by id for accessTokens.
PUT	/users/{id}/accessTokens/{fk}	Update a related item by id for accessTokens.
DELETE	/users/{id}/accessTokens/{fk}	Delete a related item by id for accessTokens.
GET	/users/{id}/accessTokens/count	Counts accessTokens of user.
GET	/users/{id}/exists	Check whether a model instance exists in the data source.
GET	/users/change-stream	Create a change stream.
POST	/users/change-stream	Create a change stream.
GET	/users/confirm	Confirm a user registration with email verification token.
GET	/users/count	Count instances of the model matched by where from the data source.
GET	/users/findOne	Find first instance of the model matched by filter from the data source.
POST	/users/login	Login a user with username/email and password.

2. Click on POST /users/login on the screen shown above.

## Using SCI API Explorer Generating the Access Token

- In the **credentials** section, enter the user credentials you used to log into the user interface, which, by default, are:  
Username: admin  
Password: admin  
Input the string in the format `{"username":"admin", "password":"admin"}` as shown below:

**FIGURE 6** Credentials

Parameter	Value	Description	Parameter Type	Data Type
<b>credentials</b>	<code>{"username":"admin", "password":"admin"}</code>		body	Model   Model Schema {}
include		Related objects to include in the response. See the description of return value for more details.	query	string

- Click the **Try it out!** tab in the Credentials section.  
The access code you need is generated in the Response body of the curl script, as displayed below:

**FIGURE 7** Access Token

```
curl -X POST --header "Content-Type: application/json" --header "Accept: application/json" -d "{\"username\":\"rsa\", \"password\":\"admin\"}"
```

Request URL

```
https://rsa-staging.ruckuslbs.com/api/users/login?access_token=Jn4mgkN18dIEFAAR4nvtwGFJ6KuCedGTxZ5uZFnSS0ZdLFJ3gApGbWj3
```

Response Body

```
{
  "id": "tn33XDf40CsAiWmP0hXUu3I1KNUTWtUVlf8MJ9aUwmoIZTz1mahD9GNvLD0RbTb",
  "ttl": 1209600,
  "created": "2016-07-21T02:39:03.265Z",
  "userId": 1
}
```

- Copy this access token (*without the quotation marks*) and paste it in the **Set Access Token** field displayed at the top of the SCI user interface.

- Click **Set Access Token**.

If successful, the "Token Set" string displays to the left of the space where you pasted in the token:

**FIGURE 8** Token Set



**NOTE**

Now you can access all the API reports in the system. You might not get the whole report in the Response Body if it is a large amount of data. You can access the reports by using:

- A Request URL. Paste this URL in a web browser to access the reports.
- A curl script to SSH on to your machine and direct those reports to a desired location.

## Querying to Obtain Report IDs

Each report in the SCI user interface is associated with a unique Report ID in the API. Each report consequently contains unique section IDs for each section within a report. This will also be shown in the following examples.

Follow the steps below to determine the list of IDs for each report.

- Click **Report** on the Ruckus Smart Analytics screen.

You should then get a display that includes the following:

**FIGURE 9** Display after clicking on Report

report		Show/Hide	List Operations	Expand Operations
GET	/reports			Find all instances of the model matched by filter from the data source.
PUT	/reports			Update an existing model instance or insert a new one into the data source.
POST	/reports			Create a new instance of the model and persist it into the data source.
GET	/reports/{id}			Find a model instance by id from the data source.
HEAD	/reports/{id}			Check whether a model instance exists in the data source.
PUT	/reports/{id}			Update attributes for a model instance and persist it into the data source.
DELETE	/reports/{id}			Delete a model instance by id from the data source.
POST	/reports/{id}/download/{format}			
GET	/reports/{id}/exists			Check whether a model instance exists in the data source.
GET	/reports/{id}/facet			Fetches belongsTo relation facet.
GET	/reports/{id}/facet/data			
POST	/reports/{id}/facets/apmac			

Using SCI API Explorer  
Querying to Obtain Report IDs

2. Click **GET/reports**.

You should then get a display such as the following:

**FIGURE 10** GET/reports Response

GET /reports Find all instances of the model matched by filter from

Response Class (Status 200)

Model **Model Schema**

```
[
  {
    "title": "string",
    "urlSegmentName": "string",
    "filterDataSource": "string",
    "excludedFilters": [
      {}
    ],
  },
  "layout": [
    {}
  ]
}
```

Response Content Type

Parameters

Parameter	Value	Description	Parameter Type	Data Type
filter	<input type="text"/>	Filter defining fields, where, include, order, offset, and limit	query	string

3. Click **Try it out!**

Check the output in the Response Body. The following is a portion of that output:

```
[
  {
    "title": "Clients Report",
    "urlSegmentName": "clients",
    "filterDataSource": "binnedSessions",
    "excludedFilters": null,
    "layout": [
      {
        "desiredWidth": "full",
        "layout": [
          {
            "section": 12,
            "desiredWidth": "half"
          },
          {
            "section": 13,
            "desiredWidth": "half"
          }
        ]
      },
      {
        "desiredWidth": "full",
        "section": 14
      },
      {
        "desiredWidth": "full",
        "section": 15
      },
      {
        "desiredWidth": "full",
        "section": 16
      }
    ],
    "headers": [
      "reportFilter",
      "periodButton",
      "savedFilters",
      "downloadButton"
    ],
    "routeParameters": null,
    "id": 1,
    "facetId": null
  },
]
```

The code block shown above is for the "Clients Report," as you can see by the title in the first line of the code block. The Report ID is 1, which you can see near the end of the code block. The ID is always shown at the *end* of the corresponding report. Similarly, you can scroll through the output in the Response Body to obtain all the report IDs. For example, you will find that "Network Report" is ID 2.

## Querying to Obtain Section IDs of a Specific Report

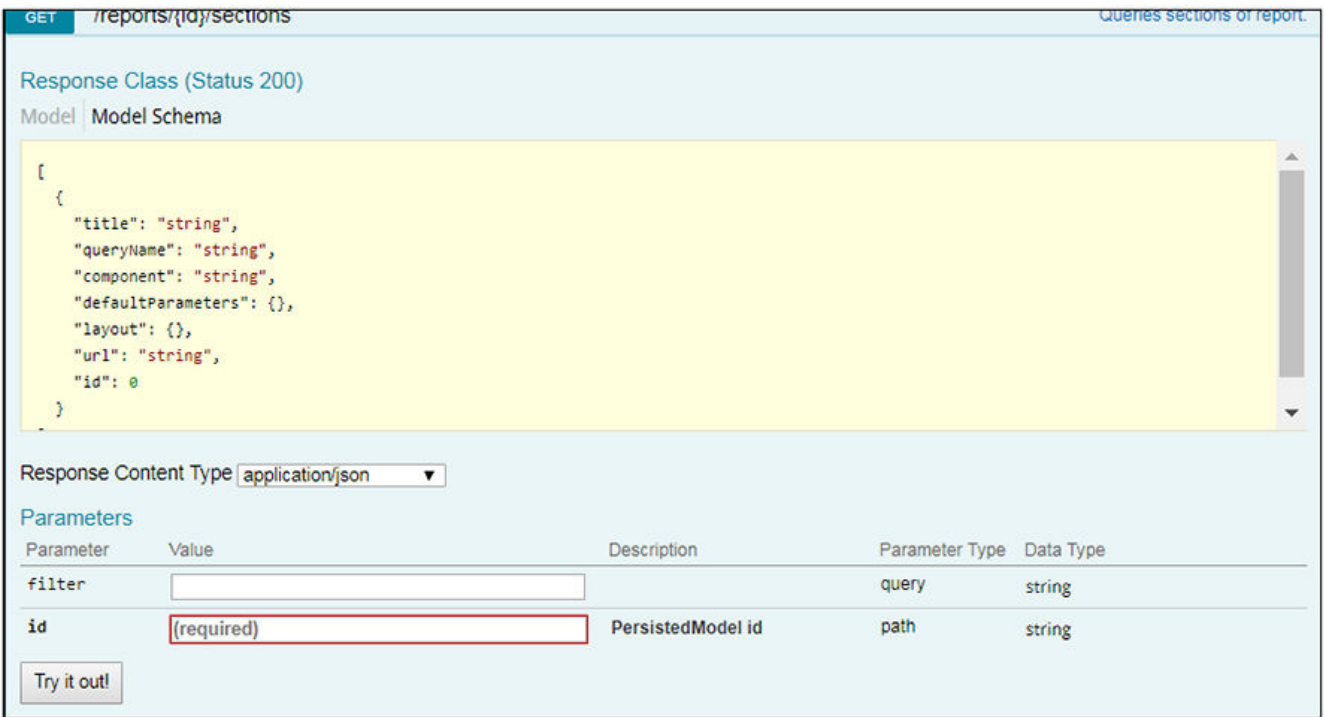
Each report in SCI contains multiple sections. Once you know the report IDs, you can obtain the names of each section within a report and their corresponding, unique section IDs.

Follow these steps to obtain the section titles and corresponding section IDs for all sections in a given report.

1. Once you know the ID of the report you want, click **GET/reports/{id}/sections**.

The following is displayed.

**FIGURE 11** Display from clicking GET/reports/{id}/sections



2. Enter the Report ID in the "id" field. For example, for the Clients Report, enter an ID of 1.



3. Click **Try it out!**

A portion of the Response Body output is shown below:

```
[
  {
    "title": "Overview",
    "queryName": "overview",
    "component": "ReportOverview",
    "defaultParameters": {
      "granularity": "all"
    },
    "layout": {
      "width": "half",
      "widgetTheme": "blue"
    },
    "url": null,
    "id": 12
  },
  {
    "title": "Top 10 Unique Clients by Traffic",
    "queryName": "topChart",
    "component": "BarChart",
    "defaultParameters": {
      "granularity": "all",
      "metric": "traffic"
    },
    "layout": {
      "width": "half",
      "headers": [
        {
          "component": "SelectFilter",
          "name": "metric",
          "options": {
            "traffic": "User Traffic",
            "rxBytes": "Rx User",
            "txBytes": "Tx User"
          }
        }
      ]
    },
    "format": "bytesFormat",
    "colors": [
      "#5BA1E0",
      "#5BA1E0",
      "#5BA1E0",
      "#76CEF5",
      "#76CEF5",
      "#76CEF5",
      "#D9E6F5",
      "#D9E6F5",
      "#D9E6F5",
      "#D9E6F5"
    ],
    "drillDownRoute": "/report/client/${x}"
  },
  {
    "url": null,
    "id": 13
  },
],
```

The code block shown above is for the sections of the "Clients Report." The first segment of the Response Body above shows the title of "Overview." If you scroll down to the end of that segment, you see that the ID for that section is 12. The ID of a section is always shown at the *end* of the corresponding segment for the section. The ID for the next section shown above, "Top 10 Unique Clients by Traffic", is 13. You can scroll through the output in the Response Body to obtain all the section IDs for the report you have identified.

## Querying the Data Endpoint

Once you know the Report ID and the Section ID you are interested in, you can query for specific data.

Follow these steps to query for specific data based on the Report ID and Section IDs.

1. Click **POST/reports/{id}/sections/{sectionId}/data**.

The following parameters are displayed.

**FIGURE 12** Display from clicking POST/reports/{id}/sections/{sectionId}/data

Response Content Type

**Parameters**

Parameter	Value	Description	Parameter Type	Data Type
<b>id</b>	<input type="text" value="(required)"/>	<b>Report Id</b>	path	string
<b>sectionId</b>	<input type="text" value="(required)"/>	<b>Section Id</b>	path	string
<b>start</b>	<input type="text" value="(required)"/>	2016-04-06T16:04:46+00:00	formData	string
<b>end</b>	<input type="text" value="(required)"/>	2016-04-07T16:04:46+00:00	formData	string
<b>granularity</b>	<input type="text"/>	fifteen_minute, thirty_minute, hour, day	formData	string
<b>metric</b>	<input type="text"/>	Specifying the metric to sort	formData	string
<b>filter</b>	<input type="text"/>	Body object for aggregation, see implementation notes for an example	formData	string
<b>limit</b>	<input type="text"/>	limit number of records, etc, 10	formData	double
<b>pagingIdentifiers</b>	<input type="text"/>	Query results will return a pagingIdentifiers JSON object that can be reused in the next query for pagination.	formData	string

2. Fill out the required fields, using the Report ID and Section ID that you have already determined from the previous queries described above.

To determine if the metric parameter is required, look at the Response Body from for the section you are interested in, and check if "metric" is found under "defaultParameters". If it is, enter one of the values listed under "options." The figure below illustrates this scenario.

**FIGURE 13** Response Body that indicates a Metric is required

```
Response Body
{
  "title": "Top 10 Unique Clients by Traffic",
  "queryName": "clients/topChart",
  "component": "BarChart",
  "defaultParameters": {
    "granularity": "all",
    "metric": "traffic"
  },
  "layout": {
    "width": "half",
    "headers": [
      {
        "component": "SelectFilter",
        "name": "metric",
        "options": {
          "traffic": "Rx + Tx",
          "rxBytes": "Rx",
          "txBytes": "Tx"
        }
      }
    ]
  },
  "formatMetadata": {
```

- You can also use the optional parameters. An example would be filtering on an AP MAC address of: 00:AA:BB:CC:44:D0. To do this, you would enter this exact string shown below into the filter field in the screen above: {"type":"or", "fields":[{"type":"selector", "dimension":"apMac", "value":"00:AA:BB:CC:44:D0"}]}

If you want to generate a report using this filter, the Report ID of 1 (Clients Report), Section ID 12 (Overview section of Clients Report), and a time interval of your choice, the parameters once you have entered the information would appear as follows:

**FIGURE 14** Parameter Example for Querying Data on a Specific Section ID

Parameter	Value	Description	Parameter Type	Data Type
id	1	Report Id	path	string
sectionId	12	Section Id	path	string
start	2017-09-18T16:04:46+00:00	2016-04-06T16:04:46+00:00	formData	string
end	2017-09-19T16:04:46+00:00	2016-04-07T16:04:46+00:00	formData	string
granularity		fifteen_minute, thirty_minute, hour, day	formData	string
metric		Specifying the metric to sort	formData	string
filter	{"type":"or", "fields":[{"type":"selector", "dimension":"apMac"	Body object for aggregation, see Implementation notes for an example	formData	string
limit		limit number of records, etc, 10	formData	double
pagingIdentifiers		Query results will return a pagingIdentifiers JSON object that can be reused in the next query for pagination.	formData	string

Try it out! [Hide Response](#)

**Curl**

```
curl -X POST --header "Content-Type: application/x-www-form-urlencoded" --header "Accept: application/json" -d "start=2
```

Other values you can use for dimensions in the "filter" string are shown below:

**TABLE 4** Dimensions to use in filter string parameter

Dimension portion of filter string	Value to use for Dimension
System Name	"system"
Controller MAC	"ctrlMac"
Controller Name	"ctrlName"
Controller Serial	"ctrlSerial"
Zone	"zoneName"
AP Group	"apGroup"
AP MAC	"apMAC"
AP Name	"apName"
AP Serial	"apSerial"
SSID	"ssid"
Radio	"radio"

**TABLE 4** Dimensions to use in filter string parameter (continued)

Dimension portion of filter string	Value to use for Dimension
Session Type	"sessionType"

4. **Click Try it out!**

The data output is displayed in the Response Body.

## Logging in to API Explorer Programmatically

You can log in using the curl command for POST /users/login. Ensure you use the -k option in the curl command.

The response to the call will contain a token that you can use in subsequent calls.

In subsequent calls, you can pass this token as a header "Authorization:<token>".

The following example shows how to query section 28 for report ID 7 programmatically using the curl command.

```
curl -k -X POST --header "Content-Type: application/x-www-form-urlencoded" --header "Authorization: <your-  
auth-token>" --header "Accept:  
application/json" -d "start=2016-12-13T20%3A30%3A46%2B00%3A00&end=2016-12-13T20%3A45%3A46%2B00%3A00"  
"https://<your-SCI-I  
P>/api/reports/7/sections/28/data"
```

# Ruckus Smart Analytics

Retrieve data for a particular section with the following steps:

1. [Find the ID of the report](#) you are interested in.
2. Using the report ID, [find the ID of the section](#) you are interested in. Take note of the `defaultParameters` attribute, it specifies the required parameters for the section.
3. [Query the data endpoint](#) with the report and section IDs and other required parameters.

For each of the steps, click **Try it out!** to query the API server.

## apAnomaly

GET `/apAnomalies` Find all instances of the model matched by filter from the data source.

**Response Class (Status 200)**

Model | Model Schema

```
[
  {
    "apMac": "string",
    "cause": "string",
    "data": "string"
  }
]
```

Response Content Type

**Parameters**

Parameter	Value	Description	Parameter Type	Data Type
-----------	-------	-------------	----------------	-----------

Parameter	Value	Description	Parameter Type	Data Type
filter	<input type="text"/>	Filter defining fields, where, include, order, offset, and limit	query	string

[Try it out!](#)

PUT **/apAnomalies** Update an existing model instance or insert a new one into the data source.

**Response Class (Status 200)**

Model | Model Schema

```

{
  "apMac": "string",
  "cause": "string",
  "data": "string"
}

```

Response Content Type

**Parameters**

Parameter	Value	Description	Parameter Type	Data Type
data	<input type="text"/>	Model instance data	body	Model   Model Schema

Parameter content type:

```

{
  "apMac": "string",
  "cause": "string",
  "data": "string"
}

```

[Click to set as parameter value](#)

[Try it out!](#)

POST /apAnomalies

Create a new instance of the model and persist it into the data source.

### Response Class (Status 200)

Model | Model Schema

```
{
  "apMac": "string",
  "cause": "string",
  "data": "string"
}
```

Response Content Type

### Parameters

Parameter	Value	Description	Parameter Type	Data Type
data	<div style="border: 1px solid #ccc; width: 100px; height: 100px; margin-bottom: 5px;"></div> <p>Parameter content type: <input type="text" value="application/json"/></p>	Model instance data	body	Model   Model Schema

```
{
  "apMac": "string",
  "cause": "string",
  "data": "string"
}
```

Click to set as parameter value

Try it out!

GET /apAnomalies/{id}

Find a model instance by id from the data source.

### Response Class (Status 200)

Model | Model Schema

```
{
  "apMac": "string",
```



```
"cause": "string",
"data": "string"
}
```

Response Content Type

### Parameters

Parameter	Value	Description	Parameter Type	Data Type
<b>id</b>	<input type="text" value="(required)"/>	<b>Model id</b>	path	string
filter	<input type="text"/>	Filter defining fields and include	query	string

Try it out!

HEAD /apAnomalies/{id}

Check whether a model instance exists in the data source.

### Response Class (Status 200)

Model | Model Schema

```
{
  "exists": true
}
```

Response Content Type

### Parameters

Parameter	Value	Description	Parameter Type	Data Type
<b>id</b>	<input type="text" value="(required)"/>	<b>Model id</b>	path	string

Try it out!

PUT /apAnomalies/{id}

Update attributes for a model instance and persist it into the data source.

### Response Class (Status 200)

Model | Model Schema

```
{
  "apMac": "string",
  "cause": "string",
  "data": "string"
}
```

Response Content Type

### Parameters

Parameter	Value	Description	Parameter Type	Data Type
data	<div style="border: 1px solid #ccc; height: 100px; width: 100%;"></div> <p>Parameter content type: <input type="text" value="application/json"/></p>	An object of model property name/value pairs	body	Model   Model Schema <pre>{   "apMac": "string",   "cause": "string",   "data": "string" }</pre> <p><small>Click to set as parameter value</small></p>
id	<input type="text" value="(required)"/>	PersistedModel id	path	string

Try it out!

DELETE /apAnomalies/{id}

Delete a model instance by id from the data source.

### Response Class (Status 200)

Model | Model Schema

```
{}
```

Response Content Type

### Parameters

Parameter	Value	Description	Parameter Type	Data Type
<b>id</b>	<input type="text" value="(required)"/>	<b>Model id</b>	path	string

Try it out!

GET </apAnomalies/{id}/exists>

Check whether a model instance exists in the data source.

### Response Class (Status 200)

Model | Model Schema

```
{
  "exists": true
}
```

Response Content Type

### Parameters

Parameter	Value	Description	Parameter Type	Data Type
<b>id</b>	<input type="text" value="(required)"/>	<b>Model id</b>	path	string

Try it out!

GET </apAnomalies/change-stream>

Create a change stream.

### Response Class (Status 200)

Response Content Type

### Parameters

Parameter	Value	Description	Parameter Type	Data Type
options	<input type="text"/>		query	string

Try it out!

POST /apAnomalies/change-stream

Create a change stream.

### Response Class (Status 200)

Response Content Type

### Parameters

Parameter	Value	Description	Parameter Type	Data Type
options	<input type="text"/>		formData	string

Try it out!

GET /apAnomalies/count

Count instances of the model matched by where from the data source.

### Response Class (Status 200)

Model | Model Schema

```
{
  "count": 0
}
```

Response Content Type

### Parameters

Parameter	Value	Description	Parameter Type	Data Type
where	<input type="text"/>	Criteria to match model instances	query	string

[Try it out!](#)

GET </apAnomalies/findOne> Find first instance of the model matched by filter from the data source.

**Response Class (Status 200)**

Model | Model Schema

```

{
  "apMac": "string",
  "cause": "string",
  "data": "string"
}

```

Response Content Type

**Parameters**

Parameter	Value	Description	Parameter Type	Data Type
filter	<input type="text"/>	Filter defining fields, where, include, order, offset, and limit	query	string

[Try it out!](#)

POST </apAnomalies/update> Update instances of the model matched by where from the data source.

**Response Class (Status 200)**

Model | Model Schema

```

{}

```

Response Content Type

### Parameters

Parameter	Value	Description	Parameter Type	Data Type
where	<input type="text"/>	Criteria to match model instances	query	string
data	<div style="border: 1px solid #ccc; height: 100px; width: 100%;"></div> <p>Parameter content type: <input type="text" value="application/json"/></p>	An object of model property name/value pairs	body	<div style="border: 1px solid #ccc; padding: 5px;"><p>Model   Model Schema</p><pre>{   "apMac": "string",   "cause": "string",   "data": "string" }</pre></div> <p>Click to set as parameter value</p>

Try it out!

## filter

GET /filters

Find all instances of the model matched by filter from the data source.

### Response Class (Status 200)

Model | Model Schema

```
[
  {
    "name": "string",
    "urlSegmentName": "string",
    "filter": "string",
    "id": 0,
    "reportId": 0
  }
]
```

```
}  
]
```

Response Content Type

### Parameters

Parameter	Value	Description	Parameter Type	Data Type
filter	<input type="text"/>	Filter defining fields, where, include, order, offset, and limit	query	string

Try it out!

PUT /filters

Update an existing model instance or insert a new one into the data source.

### Response Class (Status 200)

Model | Model Schema

```
{  
  "name": "string",  
  "urlSegmentName": "string",  
  "filter": "string",  
  "id": 0,  
  "reportId": 0  
}
```

Response Content Type

### Parameters

Parameter	Value	Description	Parameter Type	Data Type
-----------	-------	-------------	----------------	-----------

Parameter	Value	Description	Parameter Type	Data Type
data	<div style="border: 1px solid #ccc; width: 100px; height: 100px; margin-bottom: 5px;"></div> Parameter content type: <input type="text" value="application/json"/>	Model instance data	body	Model   Model Schema <div style="border: 1px solid #ccc; padding: 5px; margin-top: 5px;"> <pre>{   "name": "string",   "urlSegmentName": "string",   "filter": "string",   "id": 0,   "reportId": 0 }</pre> </div> <p>Click to set as parameter value</p>

Try it out!

POST /filters Create a new instance of the model and persist it into the data source.

Response Class (Status 200)

Model | Model Schema

```
{
  "name": "string",
  "urlSegmentName": "string",
  "filter": "string",
  "id": 0,
  "reportId": 0
}
```

Response Content Type

Parameters

Parameter	Value	Description	Parameter Type	Data Type
-----------	-------	-------------	----------------	-----------



Parameter	Value	Description	Parameter Type	Data Type
data	<div style="border: 1px solid #ccc; width: 100px; height: 100px; margin-bottom: 5px;"></div> Parameter content type: <input type="text" value="application/json"/>	Model instance data	body	Model   Model Schema <div style="border: 1px solid #ccc; padding: 5px; margin-top: 5px;"> <pre>{   "name": "string",   "urlSegmentName": "string",   "filter": "string",   "id": 0,   "reportId": 0 }</pre> </div> <p style="font-size: small; margin-top: 5px;">Click to set as parameter value</p>

Try it out!

GET /filters/{id} [Find a model instance by id from the data source.](#)

**Response Class (Status 200)**

Model | Model Schema

```
{
  "name": "string",
  "urlSegmentName": "string",
  "filter": "string",
  "id": 0,
  "reportId": 0
}
```

Response Content Type

**Parameters**

Parameter	Value	Description	Parameter Type	Data Type
<b>id</b>	<input type="text" value="(required)"/>	<b>Model id</b>	path	string

Parameter	Value	Description	Parameter Type	Data Type
filter	<input type="text"/>	Filter defining fields and include	query	string

[Try it out!](#)

HEAD `/filters/{id}` Check whether a model instance exists in the data source.

**Response Class (Status 200)**

Model | Model Schema

```
{
  "exists": true
}
```

Response Content Type

**Parameters**

Parameter	Value	Description	Parameter Type	Data Type
id	<input type="text" value="(required)"/>	Model id	path	string

[Try it out!](#)

PUT `/filters/{id}` Update attributes for a model instance and persist it into the data source.

**Response Class (Status 200)**

Model | Model Schema

```
{
  "name": "string",
  "urlSegmentName": "string",
}
```

```
"filter": "string",
"id": 0,
"reportId": 0
}
```

Response Content Type

### Parameters

Parameter	Value	Description	Parameter Type	Data Type
data	<div style="border: 1px solid #ccc; width: 100px; height: 100px; margin-bottom: 5px;"></div> <p>Parameter content type: <input type="text" value="application/json"/></p>	An object of model property name/value pairs	body	Model   Model Schema
id	<input type="text" value="(required)"/>	PersistedModel id	path	string

```
{
  "name": "string",
  "urlSegmentName": "string",
  "filter": "string",
  "id": 0,
  "reportId": 0
}
```

Click to set as parameter value

Try it out!

DELETE /filters/{id}

Delete a model instance by id from the data source.

### Response Class (Status 200)

Model | Model Schema

```
{}
```

Response Content Type

## Parameters

Parameter	Value	Description	Parameter Type	Data Type
<b>id</b>	<input type="text" value="(required)"/>	<b>Model id</b>	path	string

Try it out!

GET /filters/{id}/exists

Check whether a model instance exists in the data source.

## Response Class (Status 200)

Model | Model Schema

```
{
  "exists": true
}
```

Response Content Type

## Parameters

Parameter	Value	Description	Parameter Type	Data Type
<b>id</b>	<input type="text" value="(required)"/>	<b>Model id</b>	path	string

Try it out!

GET /filters/{id}/report

Fetches belongsTo relation report.

## Response Class (Status 200)

Model | Model Schema

```
{
  "title": "string",
  "urlSegmentName": "string",
}
```

```
"filterDataSource": "string",
"component": "string",
"excludedFilters": [
  {}
],
"layout": [
  {}
],
"headers": [
  {}
],
"routeParameters": {},
"id": 0,
"facetId": 0
}
```

Response Content Type

### Parameters

Parameter	Value	Description	Parameter Type	Data Type
refresh	<input type="checkbox"/>		query	boolean
<b>id</b>	<input type="text" value="(required)"/>	<b>PersistedModel id</b>	path	string

Try it out!

GET /filters/{id}/schedule

Fetches hasOne relation schedule.

### Response Class (Status 200)

Model | Model Schema

```
{
  "name": "string",
  "format": "string",
}
```

```
"frequency": "string",
"day": 0,
"hour": 0,
"enabled": true,
"timezone": "string",
"recipients": [
  {}
],
"id": 0,
"reportId": 0,
"filterId": 0
}
```

Response Content Type

### Parameters

Parameter	Value	Description	Parameter Type	Data Type
refresh	<input type="text" value=""/>		query	boolean
<b>id</b>	<input type="text" value="(required)"/>	<b>PersistedModel id</b>	path	string

Try it out!

PUT /filters/{id}/schedule

Update schedule of this model.

### Response Class (Status 200)

Model | Model Schema

```
{
  "name": "string",
  "format": "string",
  "frequency": "string",
  "day": 0,
  "hour": 0,
```

```

"enabled": true,
"timezone": "string",
"recipients": [
  {}
],
"id": 0,
"reportId": 0,
"filterId": 0
}

```

Response Content Type

### Parameters

Parameter	Value	Description	Parameter Type	Data Type
data	<div style="border: 1px solid #ccc; width: 100px; height: 100px; margin-bottom: 5px;"></div> Parameter content type: <input type="text" value="application/json"/>		body	Model   Model Schema <div style="border: 1px solid #ccc; padding: 5px; margin-top: 5px;"> <pre> {   "name": "string",   "format": "string",   "frequency": "string",   "day": 0,   "hour": 0,   "enabled": true,   "timezone": "string",   "recipients": [     {}   ],   "id": 0,   "reportId": 0,   "filterId": 0 } </pre> </div> <p style="font-size: small; margin-top: 5px;">Click to set as parameter value</p>
<b>id</b>	<input type="text" value="(required)"/>	<b>PersistedModel id</b>	path	string

Try it out!

POST /filters/{id}/schedule

Creates a new instance in schedule of this model.

### Response Class (Status 200)

Model | Model Schema

```
{
  "name": "string",
  "format": "string",
  "frequency": "string",
  "day": 0,
  "hour": 0,
  "enabled": true,
  "timezone": "string",
  "recipients": [
    {}
  ],
  "id": 0,
  "reportId": 0,
  "filterId": 0
}
```

Response Content Type

### Parameters

Parameter	Value	Description	Parameter Type	Data Type
-----------	-------	-------------	----------------	-----------



Parameter	Value	Description	Parameter Type	Data Type
<b>data</b>	<div style="border: 1px solid #ccc; width: 100px; height: 100px; margin-bottom: 5px;"></div> Parameter content type: <input type="text" value="application/json"/>		body	Model   Model Schema <pre> {   "name": "string",   "format": "string",   "frequency": "string",   "day": 0,   "hour": 0,   "enabled": true,   "timezone": "string",   "recipients": [     {}   ],   "id": 0,   "reportId": 0,   "filterId": 0 }           </pre> <p><a href="#">Click to set as parameter value</a></p>
<b>id</b>	<input type="text" value="(required)"/>	<b>PersistedModel id</b>	path	string

[Try it out!](#)

**DELETE** `/filters/{id}/schedule` Deletes schedule of this model.

**Parameters**

Parameter	Value	Description	Parameter Type	Data Type
<b>id</b>	<input type="text" value="(required)"/>	<b>PersistedModel id</b>	path	string

**Response Messages**

HTTP Status Code	Reason	Response Model	Headers
204	Request was successful		

[Try it out!](#)

GET /filters/change-stream

Create a change stream.

### Response Class (Status 200)

Response Content Type

#### Parameters

Parameter	Value	Description	Parameter Type	Data Type
options	<input type="text"/>		query	string

Try it out!

POST /filters/change-stream

Create a change stream.

### Response Class (Status 200)

Response Content Type

#### Parameters

Parameter	Value	Description	Parameter Type	Data Type
options	<input type="text"/>		formData	string

Try it out!

GET /filters/count

Count instances of the model matched by where from the data source.

### Response Class (Status 200)

Model | Model Schema

```
{
  "count": 0
}
```

```
}
```

Response Content Type

### Parameters

Parameter	Value	Description	Parameter Type	Data Type
where	<input type="text"/>	Criteria to match model instances	query	string

Try it out!

GET /filters/findOne

Find first instance of the model matched by filter from the data source.

### Response Class (Status 200)

Model | Model Schema

```
{
  "name": "string",
  "urlSegmentName": "string",
  "filter": "string",
  "id": 0,
  "reportId": 0
}
```

Response Content Type

### Parameters

Parameter	Value	Description	Parameter Type	Data Type
filter	<input type="text"/>	Filter defining fields, where, include, order, offset, and limit	query	string

Try it out!

POST /filters/update

Update instances of the model matched by where from the data source.

### Response Class (Status 200)

Model | Model Schema

```
{}
```

Response Content Type

### Parameters

Parameter	Value	Description	Parameter Type	Data Type
where	<input type="text"/>	Criteria to match model instances	query	string
data	<div style="border: 1px solid #ccc; width: 100px; height: 100px; margin-bottom: 5px;"></div> <p>Parameter content type: <input type="text" value="application/json"/></p>	An object of model property name/value pairs	body	<p>Model   Model Schema</p> <pre>{   "name": "string",   "urlSegmentName": "string",   "filter": "string",   "id": 0,   "reportId": 0 }</pre> <p>Click to set as parameter value</p>

Try it out!

## occurrence

GET /occurrences

Find all instances of the model matched by filter from the data source.

### Response Class (Status 200)

Model | Model Schema

```
[
  {
    "timestamp": "2017-11-12T07:57:41.526Z",
    "status": 0,
    "id": 0,
    "scheduleId": 0
  }
]
```

Response Content Type

### Parameters

Parameter	Value	Description	Parameter Type	Data Type
filter	<input type="text"/>	Filter defining fields, where, include, order, offset, and limit	query	string

Try it out!

PUT /occurrences

Update an existing model instance or insert a new one into the data source.

### Response Class (Status 200)

Model | Model Schema

```
{
  "timestamp": "2017-11-12T07:57:41.527Z",
  "status": 0,
  "id": 0,
  "scheduleId": 0
}
```

Response Content Type

### Parameters

Parameter	Value	Description	Parameter Type	Data Type
data	<div style="border: 1px solid #ccc; width: 100px; height: 100px; margin-bottom: 5px;"></div> <div>Parameter content type:  <input type="text" value="application/json"/></div>	Model instance data	body	Model   Model Schema <div style="border: 1px solid #ccc; padding: 5px; margin-top: 5px;"> <pre>{   "timestamp": "2017-11-12T07:57:41.438Z",   "status": 0,   "id": 0,   "scheduleId": 0 }</pre> </div> <p>Click to set as parameter value</p>

Try it out!

POST **/occurrences** Create a new instance of the model and persist it into the data source.

**Response Class (Status 200)**

Model | Model Schema

```
{
  "timestamp": "2017-11-12T07:57:41.529Z",
  "status": 0,
  "id": 0,
  "scheduleId": 0
}
```

Response Content Type

**Parameters**

Parameter	Value	Description	Parameter Type	Data Type
-----------	-------	-------------	----------------	-----------

Parameter	Value	Description	Parameter Type	Data Type
data	<div style="border: 1px solid #ccc; width: 100px; height: 100px; margin-bottom: 5px;"></div> <div>Parameter content type:  <input type="text" value="application/json"/></div>	Model instance data	body	Model   Model Schema <div style="border: 1px solid #ccc; padding: 5px; margin-top: 5px;"> <pre>{   "timestamp": "2017-11-12T07:57:41.438Z",   "status": 0,   "id": 0,   "scheduleId": 0 }</pre> </div> <p>Click to set as parameter value</p>

Try it out!

GET </occurrences/{id}> Find a model instance by id from the data source.

### Response Class (Status 200)

Model | Model Schema

```
{
  "timestamp": "2017-11-12T07:57:41.531Z",
  "status": 0,
  "id": 0,
  "scheduleId": 0
}
```

Response Content Type

### Parameters

Parameter	Value	Description	Parameter Type	Data Type
<b>id</b>	<input type="text" value="(required)"/>	<b>Model id</b>	path	string

Parameter	Value	Description	Parameter Type	Data Type
filter	<input type="text"/>	Filter defining fields and include	query	string

[Try it out!](#)

HEAD `/occurrences/{id}` Check whether a model instance exists in the data source.

**Response Class (Status 200)**

Model | Model Schema

```
{
  "exists": true
}
```

Response Content Type

**Parameters**

Parameter	Value	Description	Parameter Type	Data Type
id	<input type="text" value="(required)"/>	Model id	path	string

[Try it out!](#)

PUT `/occurrences/{id}` Update attributes for a model instance and persist it into the data source.

**Response Class (Status 200)**

Model | Model Schema

```
{
  "timestamp": "2017-11-12T07:57:41.534Z",
  "status": 0,
}
```



```
"id": 0,  
"scheduleId": 0  
}
```

Response Content Type

### Parameters

Parameter	Value	Description	Parameter Type	Data Type
data	<div style="border: 1px solid #ccc; height: 100px; width: 100%;"></div> <p>Parameter content type: <input type="text" value="application/json"/></p>	An object of model property name/value pairs	body	Model   Model Schema <pre>{   "timestamp": "2017-11-12T07:57:41.438Z",   "status": 0,   "id": 0,   "scheduleId": 0 }</pre> <p><a href="#">Click to set as parameter value</a></p>
id	<input type="text" value="(required)"/>	PersistedModel id	path	string

Try it out!

DELETE /occurrences/{id}

Delete a model instance by id from the data source.

### Response Class (Status 200)

Model | Model Schema

```
{}
```

Response Content Type

### Parameters

Parameter	Value	Description	Parameter Type	Data Type
-----------	-------	-------------	----------------	-----------

Parameter	Value	Description	Parameter Type	Data Type
<b>id</b>	<input type="text" value="(required)"/>	<b>Model id</b>	path	string

[Try it out!](#)

GET `/occurrences/{id}/exists` [Check whether a model instance exists in the data source.](#)

**Response Class (Status 200)**

Model | Model Schema

```
{
  "exists": true
}
```

Response Content Type

**Parameters**

Parameter	Value	Description	Parameter Type	Data Type
<b>id</b>	<input type="text" value="(required)"/>	<b>Model id</b>	path	string

[Try it out!](#)

GET `/occurrences/{id}/schedule` [Fetches belongsTo relation schedule.](#)

**Response Class (Status 200)**

Model | Model Schema

```
{
  "name": "string",
  "format": "string",
  "frequency": "string",
}
```

```
"day": 0,
"hour": 0,
"enabled": true,
"timezone": "string",
"recipients": [
  {}
],
"id": 0,
"reportId": 0,
"filterId": 0
}
```

Response Content Type

### Parameters

Parameter	Value	Description	Parameter Type	Data Type
refresh	<input type="text"/>		query	boolean
<b>id</b>	<input type="text" value="(required)"/>	<b>PersistedModel id</b>	path	string

Try it out!

GET /occurrences/change-stream

[Create a change stream.](#)

### Response Class (Status 200)

Response Content Type

### Parameters

Parameter	Value	Description	Parameter Type	Data Type
options	<input type="text"/>		query	string

Try it out!

POST /occurrences/change-stream

Create a change stream.

### Response Class (Status 200)

Response Content Type

### Parameters

Parameter	Value	Description	Parameter Type	Data Type
options	<input type="text"/>		formData	string

Try it out!

GET /occurrences/count

Count instances of the model matched by where from the data source.

### Response Class (Status 200)

Model | Model Schema

```
{
  "count": 0
}
```

Response Content Type

### Parameters

Parameter	Value	Description	Parameter Type	Data Type
where	<input type="text"/>	Criteria to match model instances	query	string

Try it out!

GET /occurrences/findOne

Find first instance of the model matched by filter from the data source.

## Response Class (Status 200)

Model | Model Schema

```
{
  "timestamp": "2017-11-12T07:57:41.544Z",
  "status": 0,
  "id": 0,
  "scheduleId": 0
}
```

Response Content Type

## Parameters

Parameter	Value	Description	Parameter Type	Data Type
filter	<input type="text"/>	Filter defining fields, where, include, order, offset, and limit	query	string

Try it out!

POST **/occurrences/update**

Update instances of the model matched by where from the data source.

## Response Class (Status 200)

Model | Model Schema

```
{}
```

Response Content Type

## Parameters

Parameter	Value	Description	Parameter Type	Data Type
-----------	-------	-------------	----------------	-----------

Parameter	Value	Description	Parameter Type	Data Type
where	<input type="text"/>	Criteria to match model instances	query	string
data	<div style="border: 1px solid #ccc; height: 100px; width: 100%;"></div> <p>Parameter content type:  <input type="text" value="application/json"/></p>	An object of model property name/value pairs	body	<div style="border: 1px solid #ccc; padding: 5px;"> <p>Model   Model Schema</p> <pre>{   "timestamp": "2017-11-12T07:57:41.438Z",   "status": 0,   "id": 0,   "scheduleId": 0 }</pre> <p>Click to set as parameter value</p> </div>

[Try it out!](#)

## report

GET </reports> Find all instances of the model matched by filter from the data source.

**Response Class (Status 200)**

Model | Model Schema

```
[
  {
    "title": "string",
    "urlSegmentName": "string",
    "filterDataSource": "string",
    "component": "string",
    "excludedFilters": [
      {}
    ],
    "layout": [
      {}
    ]
  }
]
```

```
],
  "headers": [
    {}
  ],
  "routeParameters": {},
  "id": 0,
  "facetId": 0
}
]
```

Response Content Type

### Parameters

Parameter	Value	Description	Parameter Type	Data Type
filter	<input type="text"/>	Filter defining fields, where, include, order, offset, and limit	query	string

Try it out!

PUT /reports

Update an existing model instance or insert a new one into the data source.

### Response Class (Status 200)


Model | Model Schema

```
{
  "title": "string",
  "urlSegmentName": "string",
  "filterDataSource": "string",
  "component": "string",
  "excludedFilters": [
    {}
  ],
  "layout": [
    {}
  ]
}
```

```
],
"headers": [
  {}
],
"routeParameters": {},
"id": 0,
"facetId": 0
}
```

Response Content Type

### Parameters

Parameter	Value	Description	Parameter Type	Data Type
data		Model instance data	body	Model   Model Schema

Parameter content type:

```
{
  "title": "string",
  "urlSegmentName": "string",
  "filterDataSource": "string",
  "component": "string",
  "excludedFilters": [
    {}
  ],
  "layout": [
    {}
  ],
  "headers": [
    {}
  ],
  "routeParameters": {},
  "id": 0,
  "facetId": 0
}
```

Click to set as parameter value

Try it out!



POST /reports

Create a new instance of the model and persist it into the data source.

### Response Class (Status 200)

Model | Model Schema

```
{
  "title": "string",
  "urlSegmentName": "string",
  "filterDataSource": "string",
  "component": "string",
  "excludedFilters": [
    {}
  ],
  "layout": [
    {}
  ],
  "headers": [
    {}
  ],
  "routeParameters": {},
  "id": 0,
  "facetId": 0
}
```

Response Content Type

### Parameters

Parameter	Value	Description	Parameter Type	Data Type
-----------	-------	-------------	----------------	-----------

Parameter	Value	Description	Parameter Type	Data Type
data	<div style="border: 1px solid #ccc; width: 100px; height: 100px; margin-bottom: 5px;"></div> <div>Parameter content type:  <input type="text" value="application/json"/></div>	Model instance data	body	Model   Model Schema <div style="border: 1px solid #ccc; padding: 5px; margin-top: 10px;"> <pre> {   "title": "string",   "urlSegmentName": "string",   "filterDataSource": "string",   "component": "string",   "excludedFilters": [     {}   ],   "layout": [     {}   ],   "headers": [     {}   ],   "routeParameters": {},   "id": 0,   "facetId": 0 } </pre> </div> <p style="font-size: small; margin-top: 5px;">Click to set as parameter value</p>

Try it out!

GET </reports/{id}> Find a model instance by id from the data source.

**Response Class (Status 200)**

Model | Model Schema

```

{
  "title": "string",
  "urlSegmentName": "string",
  "filterDataSource": "string",
  "component": "string",
  "excludedFilters": [

```

```
{
  },
  "layout": [
    {}
  ],
  "headers": [
    {}
  ],
  "routeParameters": {},
  "id": 0,
  "facetId": 0
}
```

Response Content Type

### Parameters

Parameter	Value	Description	Parameter Type	Data Type
<b>id</b>	<input type="text" value="(required)"/>	<b>Model id</b>	path	string
filter	<input type="text"/>	Filter defining fields and include	query	string

[Try it out!](#)

HEAD /reports/{id}

Check whether a model instance exists in the data source.

### Response Class (Status 200)

Model | Model Schema

```
{
  "exists": true
}
```

Response Content Type

### Parameters

Parameter	Value	Description	Parameter Type	Data Type
<b>id</b>	<input type="text" value="(required)"/>	<b>Model id</b>	path	string

Try it out!

PUT /reports/{id}

Update attributes for a model instance and persist it into the data source.

### Response Class (Status 200)

Model | Model Schema

```
{
  "title": "string",
  "urlSegmentName": "string",
  "filterDataSource": "string",
  "component": "string",
  "excludedFilters": [
    {}
  ],
  "layout": [
    {}
  ],
  "headers": [
    {}
  ],
  "routeParameters": {},
  "id": 0,
  "facetId": 0
}
```

Response Content Type

### Parameters

Parameter	Value	Description	Parameter Type	Data Type
data	<div style="border: 1px solid #ccc; width: 100px; height: 100px; margin-bottom: 5px;"></div> <div style="border: 1px solid #ccc; padding: 2px;">Parameter content type: application/json</div>	An object of model property name/value pairs	body	Model   Model Schema <div style="border: 1px solid #ccc; padding: 5px; margin-top: 5px;"> <pre> {   "title": "string",   "urlSegmentName": "string",   "filterDataSource": "string",   "component": "string",   "excludedFilters": [     {}   ],   "layout": [     {}   ],   "headers": [     {}   ],   "routeParameters": {},   "id": 0,   "facetId": 0 } </pre> </div> <p style="font-size: small; margin-top: 5px;">Click to set as parameter value</p>
id	<input type="text" value="(required)"/>	PersistedModel id	path	string

Try it out!

DELETE	/reports/{id}	Delete a model instance by id from the data source.
<b>Response Class (Status 200)</b>		
Model   Model Schema <div style="border: 1px solid #ccc; padding: 10px; margin-top: 5px; min-height: 40px;"> <pre>{}</pre> </div>		

Response Content Type

### Parameters

Parameter	Value	Description	Parameter Type	Data Type
<b>id</b>	<input type="text" value="(required)"/>	<b>Model id</b>	path	string

Try it out!

POST /reports/{id}/download/{format}

### Parameters

Parameter	Value	Description	Parameter Type	Data Type
<b>id</b>	<input type="text" value="(required)"/>	<b>report id</b>	path	string
<b>format</b>	<input type="text" value="(required)"/>	<b>pdf or csv</b>	path	string
<b>state</b>	<input type="text" value="(required)"/>	<b>page state</b>	formData	string

### Response Messages

HTTP Status Code	Reason	Response Model	Headers
204	Request was successful		

Try it out!

GET /reports/{id}/exists

Check whether a model instance exists in the data source.

### Response Class (Status 200)

Model | Model Schema

```
{
  "exists": true
}
```

Response Content Type

### Parameters

Parameter	Value	Description	Parameter Type	Data Type
<b>id</b>	<input type="text" value="(required)"/>	<b>Model id</b>	path	string

Try it out!

GET </reports/{id}/facet>

Fetches belongsTo relation facet.

### Response Class (Status 200)

Model | Model Schema

```
{
  "name": "string",
  "id": 0
}
```

Response Content Type

### Parameters

Parameter	Value	Description	Parameter Type	Data Type
refresh	<input type="text" value=""/>		query	boolean
<b>id</b>	<input type="text" value="(required)"/>	<b>PersistedModel id</b>	path	string

Try it out!

GET </reports/{id}/facet/data>

### Response Class (Status 200)

Model | Model Schema

```
{
  "data": [
    {}
  ]
}
```

Response Content Type

### Parameters

Parameter	Value	Description	Parameter Type	Data Type
<b>id</b>	<input type="text" value="(required)"/>	<b>PersistedModel id</b>	path	string
<b>start</b>	<input type="text" value="(required)"/>	<b>Start Date</b>	query	string
<b>end</b>	<input type="text" value="(required)"/>	<b>End Date</b>	query	string
granularity	<input type="text"/>	Default value to all	query	string

Try it out!

POST /reports/{id}/facets/apmac

### Implementation Notes

For the **filter** field below, an example would be

```
{ "type": "and", "fields": [{ "type": "selector", "dimension": "system", "value": "sys1" }]}
```

Response Class (Status 200)

Model | Model Schema



```
{
  "data": [
    {}
  ]
}
```

Response Content Type

### Parameters

Parameter	Value	Description	Parameter Type	Data Type
<b>id</b>	<input type="text" value="(required)"/>	<b>Report Id</b>	path	string
<b>start</b>	<input type="text" value="(required)"/>	<b>2016-04-06T16:04:46+00:00</b>	formData	string
<b>end</b>	<input type="text" value="(required)"/>	<b>2016-04-07T16:04:46+00:00</b>	formData	string
granularity	<input type="text"/>	fifteen_minute, thirty_minute, hour, day	formData	string
filter	<input type="text"/>	Body object for aggregation, see implementation notes for an example	formData	string

Try it out!

POST `/reports/{id}/facets/ssid`

### Response Class (Status 200)

Model | Model Schema

```
{
  "data": [
    {}
  ]
}
```

```
]
}
```

Response Content Type

### Parameters

Parameter	Value	Description	Parameter Type	Data Type
<b>id</b>	<input type="text" value="(required)"/>	<b>Report Id</b>	path	string
<b>start</b>	<input type="text" value="(required)"/>	<b>2016-06-16T16:04:46+00:00</b>	formData	string
<b>end</b>	<input type="text" value="(required)"/>	<b>2016-06-18T16:04:46+00:00</b>	formData	string
granularity	<input type="text"/>	Default value to all	formData	string
filter	<input type="text"/>	Body object for aggregation, see implementation notes for an example	formData	string

Try it out!

POST `/reports/{id}/facets/system`

### Implementation Notes

For the **filter** field below, an example would be

```
{ "type": "and", "fields": [{ "type": "selector", "dimension": "system", "value": "sys1" } ] }
```

### Response Class (Status 200)

Model | Model Schema

```
[
  {}
]
```

Response Content Type

### Parameters

Parameter	Value	Description	Parameter Type	Data Type
<b>id</b>	<input type="text" value="(required)"/>	<b>Report Id</b>	path	string
<b>start</b>	<input type="text" value="(required)"/>	<b>2016-04-06T16:04:46+00:00</b>	formData	string
<b>end</b>	<input type="text" value="(required)"/>	<b>2016-04-07T16:04:46+00:00</b>	formData	string
granularity	<input type="text"/>	fifteen_minute, thirty_minute, hour, day	formData	string

filter	<input type="text"/>	Body object for aggregation, see implementation notes for an example	formData	string
--------	----------------------	--	----------	--------

[Try it out!](#)

GET </reports/{id}/filters> Queries filters of report.

### Response Class (Status 200)

Model [Model Schema](#)

```
[
  {
    "name": "string",
    "urlSegmentName": "string",
    "filter": "string",
```

```
"id": 0,  
  "reportId": 0  
}  
]
```

Response Content Type

### Parameters

Parameter	Value	Description	Parameter Type	Data Type
filter			query	string
<b>id</b>	<b>(required)</b>	<b>PersistedModel id</b>	path	string

Try it out!

POST `/reports/{id}/filters`

Creates a new instance in filters of this model.

### Response Class (Status 200)

Model Model Schema

```
{  
  "name": "string",  
  "urlSegmentName": "string",  
  "filter": "string",  
  "id": 0,  
  "reportId": 0  
}
```

Response Content Type

### Parameters

Parameter	Value	Description	Parameter Type	Data Type
-----------	-------	-------------	----------------	-----------

Parameter	Value	Description	Parameter Type	Data Type
data			body	Model Model Schema
	Parameter content type: <input type="text" value="application/json"/>			<pre> {   "name": "string",   "urlSegmentName": "string",   "filter": "string",   "id": 0,   "reportId": 0 } </pre>
				Click to set as parameter value

<b>id</b>	(required)	PersistedModel id	path	string
<input type="button" value="Try it out!"/>				

DELETE /reports/{id}/filters

Deletes all filters of this model.

### Parameters

Parameter	Value	Description	Parameter Type	Data Type
<b>id</b>	(required)	PersistedModel id	path	string

### Response Messages

HTTP Status Code	Reason	Response Model	Headers
204	Request was successful		
<input type="button" value="Try it out!"/>			

GET /reports/{id}/filters/{fk}

Find a related item by id for filters.

### Response Class (Status 200)

Model Model Schema

```
{
  "name": "string",
  "urlSegmentName": "string",
  "filter": "string",
  "id": 0,
  "reportId": 0
}
```

Response Content Type

### Parameters

Parameter	Value	Description	Parameter Type	Data Type
<b>fk</b>	(required)	<b>Foreign key for filters</b>	path	string
<b>id</b>	(required)	<b>PersistedModel id</b>	path	string

Try it out!

PUT /reports/{id}/filters/{fk}

Update a related item by id for filters.

### Response Class (Status 200)

Model Model Schema

```
{
  "name": "string",
  "urlSegmentName": "string",
  "filter": "string",
  "id": 0,
  "reportId": 0
}
```

Response Content Type

### Parameters

Parameter	Value	Description	Parameter Type	Data Type
<b>fk</b>	(required)	<b>Foreign key for filters</b>	path	string
data			body	Model Model Schema

Parameter content type:

```
{  
  "name": "string",  
  "urlSegmentName": "string",  
  "filter": "string",  
  "id": 0,  
  "reportId": 0  
}
```

[Click to set as parameter value](#)

<b>id</b>	(required)	<b>PersistedModel id</b>	path	string
-----------	------------	--------------------------	------	--------

Try it out!

DELETE /reports/{id}/filters/{fk}

Delete a related item by id for filters.

### Parameters

Parameter	Value	Description	Parameter Type	Data Type
<b>fk</b>	(required)	<b>Foreign key for filters</b>	path	string
<b>id</b>	(required)	<b>PersistedModel id</b>	path	string

### Response Messages

HTTP Status Code	Reason	Response Model	Headers
204	Request was successful		

Try it out!

GET /reports/{id}/filters/count

Counts filters of report.

### Response Class (Status 200)

Model Model Schema

```
{
  "count": 0
}
```

Response Content Type

### Parameters

Parameter	Value	Description	Parameter Type	Data Type
where		Criteria to match model instances	query	string
<b>id</b>	(required)	<b>PersistedModel id</b>	path	string

Try it out!

GET /reports/{id}/schedules

Queries schedules of report.

### Response Class (Status 200)

Model Model Schema

```
[
  {
    "name": "string",
    "format": "string",
    "frequency": "string",
    "day": 0,
  }
]
```



```

    "hour": 0,
    "enabled": true,
    "timezone": "string",
    "recipients": [
      {}
    ],
    "id": 0,
    "reportId": 0,
    "filterId": 0
  }
]

```

Response Content Type

### Parameters

Parameter	Value	Description	Parameter Type	Data Type
filter			query	string
<b>id</b>	(required)	<b>PersistedModel id</b>	path	string

Try it out!

POST /reports/{id}/schedules

Creates a new instance in schedules of this model.

### Response Class (Status 200)

Model Model Schema

```

{
  "name": "string",
  "format": "string",
  "frequency": "string",
  "day": 0,
  "hour": 0,
  "enabled": true,

```

```

"timezone": "string",
"recipients": [
  {}
],
"id": 0,
"reportId": 0,
"filterId": 0
}

```

Response Content Type

### Parameters

Parameter	Value	Description	Parameter Type	Data Type
data			body	Model Model Schema

Parameter content type:

```

{
  "name": "string",
  "format": "string",
  "frequency": "string",
  "day": 0,
  "hour": 0,
  "enabled": true,
  "timezone": "string",
  "recipients": [
    {}
  ],
  "id": 0,
  "reportId": 0,
  "filterId": 0
}

```

Click to set as parameter value

<b>id</b>	(required)	PersistedModel id	path	string
-----------	------------	-------------------	------	--------

Try it out!

DELETE /reports/{id}/schedules

Deletes all schedules of this model.

### Parameters

Parameter	Value	Description	Parameter Type	Data Type
<b>id</b>	(required)	<b>PersistedModel id</b>	path	string

### Response Messages

HTTP Status Code	Reason	Response Model	Headers
204	Request was successful		

Try it out!

GET /reports/{id}/schedules/{fk}

Find a related item by id for schedules.

### Response Class (Status 200)

Model Model Schema

```
{
  "name": "string",
  "format": "string",
  "frequency": "string",
  "day": 0,
  "hour": 0,
  "enabled": true,
  "timezone": "string",
  "recipients": [
    {}
  ],
  "id": 0,
  "reportId": 0,
  "filterId": 0
}
```

Response Content Type

### Parameters

Parameter	Value	Description	Parameter Type	Data Type
<b>fk</b>	(required)	<b>Foreign key for schedules</b>	path	string
<b>id</b>	(required)	<b>PersistedModel id</b>	path	string

Try it out!

PUT /reports/{id}/schedules/{fk}

Update a related item by id for schedules.

### Response Class (Status 200)

Model Model Schema

```
{
  "name": "string",
  "format": "string",
  "frequency": "string",
  "day": 0,
  "hour": 0,
  "enabled": true,
  "timezone": "string",
  "recipients": [
    {}
  ],
  "id": 0,
  "reportId": 0,
  "filterId": 0
}
```

Response Content Type

### Parameters

Parameter	Value	Description	Parameter Type	Data Type
<b>fk</b>	(required)	<b>Foreign key for schedules</b>	path	string
data			body	Model Model Schema

Parameter content type:

application/json

```
{
  "name": "string",
  "format": "string",
  "frequency": "string",
  "day": 0,
  "hour": 0,
  "enabled": true,
  "timezone": "string",
  "recipients": [
    {}
  ],
  "id": 0,
  "reportId": 0,
  "filterId": 0
}
```

Click to set as parameter value

<b>id</b>	(required)	<b>PersistedModel id</b>	path	string
-----------	------------	--------------------------	------	--------

Try it out!

DELETE /reports/{id}/schedules/{fk}

Delete a related item by id for schedules.

### Parameters

Parameter	Value	Description	Parameter Type	Data Type
<b>fk</b>	(required)	<b>Foreign key for schedules</b>	path	string
<b>id</b>	(required)	<b>PersistedModel id</b>	path	string

### Response Messages

HTTP Status Code	Reason	Response Model	Headers
204	Request was successful		

Try it out!

GET /reports/{id}/schedules/count

Counts schedules of report.

### Response Class (Status 200)

Model Model Schema

```
{
  "count": 0
}
```

Response Content Type

### Parameters

Parameter	Value	Description	Parameter Type	Data Type
where		Criteria to match model instances	query	string
<b>id</b>	<b>(required)</b>	<b>PersistedModel id</b>	path	string

Try it out!

GET /reports/{id}/sections

Queries sections of report.

### Response Class (Status 200)

Model Model Schema

```
[
  {
```

```

    "title": "string",
    "queryName": "string",
    "component": "string",
    "defaultParameters": {},
    "layout": {},
    "url": "string",
    "id": 0
  }
]

```

Response Content Type

### Parameters

Parameter	Value	Description	Parameter Type	Data Type
filter			query	string
<b>id</b>	<b>(required)</b>	<b>PersistedModel id</b>	path	string

Try it out!

POST /reports/{id}/sections

Creates a new instance in sections of this model.

### Response Class (Status 200)

Model Model Schema

```

{
  "title": "string",
  "queryName": "string",
  "component": "string",
  "defaultParameters": {},
  "layout": {},
  "url": "string",
  "id": 0
}

```

Response Content Type

### Parameters

Parameter	Value	Description	Parameter Type	Data Type
data			body	Model Model Schema
	<input type="text" value="application/json"/>			<pre>{   "title": "string",   "queryName": "string",   "component": "string",   "defaultParameters": {},   "layout": {},   "url": "string",   "id": 0 }</pre>

Click to set as parameter value

<b>id</b>	(required)	<b>PersistedModel id</b>	path	string
-----------	------------	--------------------------	------	--------

Try it out!

DELETE /reports/{id}/sections

Deletes all sections of this model.

### Parameters

Parameter	Value	Description	Parameter Type	Data Type
<b>id</b>	(required)	<b>PersistedModel id</b>	path	string

### Response Messages

HTTP Status Code	Reason	Response Model	Headers
204	Request was successful		

Try it out!



GET /reports/{id}/sections/{fk}

Find a related item by id for sections.

## Response Class (Status 200)

Model Model Schema

```
{
  "title": "string",
  "queryName": "string",
  "component": "string",
  "defaultParameters": {},
  "layout": {},
  "url": "string",
  "id": 0
}
```

Response Content Type

## Parameters

Parameter	Value	Description	Parameter Type	Data Type
<b>fk</b>	(required)	<b>Foreign key for sections</b>	path	string
<b>id</b>	(required)	<b>PersistedModel id</b>	path	string

Try it out!

PUT /reports/{id}/sections/{fk}

Update a related item by id for sections.

## Response Class (Status 200)

Model Model Schema

```
{
  "title": "string",
  "queryName": "string",
}
```

```

"component": "string",
"defaultParameters": {},
"layout": {},
"url": "string",
"id": 0
}

```

Response Content Type

### Parameters

Parameter	Value	Description	Parameter Type	Data Type
<b>fk</b>	(required)	<b>Foreign key for sections</b>	path	string
data			body	Model Model Schema
				<pre> {   "title": "string",   "queryName": "string",   "component": "string",   "defaultParameters": {},   "layout": {},   "url": "string",   "id": 0 } </pre>
				Click to set as parameter value
<b>id</b>	(required)	<b>PersistedModel id</b>	path	string

Parameter content type:

Try it out!

DELETE /reports/{id}/sections/{fk}

Delete a related item by id for sections.

### Parameters

Parameter	Value	Description	Parameter Type	Data Type
-----------	-------	-------------	----------------	-----------

Parameter	Value	Description	Parameter Type	Data Type
<b>fk</b>	(required)	<b>Foreign key for sections</b>	path	string
<b>id</b>	(required)	<b>PersistedModel id</b>	path	string

## Response Messages

HTTP Status Code	Reason	Response Model	Headers
204	Request was successful		

Try it out!

POST /reports/{id}/sections/{sectionId}/data

## Implementation Notes

For the **filter** field below, an example would be

```
{ "type": "or", "fields": [{ "type": "selector", "dimension": "apMac", "value": "000000000000" }]}
```

## Response Class (Status 200)

Model Model Schema

```
{
  "data": [
    {}
  ],
  "metadata": {}
}
```

Response Content Type

## Parameters

Parameter	Value	Description	Parameter Type	Data Type
<b>id</b>	<b>(required)</b>	<b>Report Id</b>	path	string
<b>sectionId</b>	<b>(required)</b>	<b>Section Id</b>	path	string
<b>start</b>	<b>(required)</b>	<b>2016-04-06T16:04:46+00:00</b>	formData	string
<b>end</b>	<b>(required)</b>	<b>2016-04-07T16:04:46+00:00</b>	formData	string
granularity		fifteen_minute, thirty_minute, hour, day	formData	string
metric		Specifying the metric to sort	formData	string
filter		Body object for aggregation, see implementation notes for an example	formData	string
limit		limit number of records, etc, 10	formData	double
pagingIdentifiers		Query results will return a pagingIdentifiers JSON object that can be reused in the next query for pagination.	formData	string

Try it out!

GET `/reports/{id}/sections/count`

[Counts sections of report.](#)

[Response Class \(Status 200\)](#)

Model [Model Schema](#)

```
{
  "count": 0
}
```

Response Content Type

### Parameters

Parameter	Value	Description	Parameter Type	Data Type
where		Criteria to match model instances	query	string
<b>id</b>	<b>(required)</b>	<b>PersistedModel id</b>	path	string

Try it out!

HEAD /reports/{id}/sections/rel/{fk}

Check the existence of sections relation to an item by id.

### Response Class (Status 200)

Response Content Type

### Parameters

Parameter	Value	Description	Parameter Type	Data Type
<b>fk</b>	<b>(required)</b>	<b>Foreign key for sections</b>	path	string
<b>id</b>	<b>(required)</b>	<b>PersistedModel id</b>	path	string

Try it out!

PUT /reports/{id}/sections/rel/{fk}

Add a related item by id for sections.

## Response Class (Status 200)

Model Model Schema

```
{  
  "id": 0,  
  "sectionId": 0,  
  "reportId": 0  
}
```

Response Content Type

### Parameters

Parameter	Value	Description	Parameter Type	Data Type
<b>fk</b>	(required)	<b>Foreign key for sections</b>	path	string
data			body	Model Model Schema <pre>{   "id": 0,   "sectionId": 0,   "reportId": 0 }</pre> <p>Click to set as parameter value</p>
<b>id</b>	(required)	<b>PersistedModel id</b>	path	string

Parameter content type:

Try it out!

DELETE /reports/{id}/sections/rel/{fk}

Remove the sections relation to an item by id.

### Parameters

Parameter	Value	Description	Parameter Type	Data Type
-----------	-------	-------------	----------------	-----------

Parameter	Value	Description	Parameter Type	Data Type
<b>fk</b>	<b>(required)</b>	<b>Foreign key for sections</b>	path	string
<b>id</b>	<b>(required)</b>	<b>PersistedModel id</b>	path	string

### Response Messages

HTTP Status Code	Reason	Response Model	Headers
204	Request was successful		

Try it out!

GET /reports/change-stream

[Create a change stream.](#)

### Response Class (Status 200)

Response Content Type

### Parameters

Parameter	Value	Description	Parameter Type	Data Type
<b>options</b>			query	string

Try it out!

POST /reports/change-stream

[Create a change stream.](#)

### Response Class (Status 200)

Response Content Type

### Parameters

Parameter	Value	Description	Parameter Type	Data Type
-----------	-------	-------------	----------------	-----------

Parameter	Value	Description	Parameter Type	Data Type
options			formData	string

Try it out!

GET /reports/count

Count instances of the model matched by where from the data source.

### Response Class (Status 200)

Model Model Schema

```
{
  "count": 0
}
```

Response Content Type

### Parameters

Parameter	Value	Description	Parameter Type	Data Type
where		Criteria to match model instances	query	string

Try it out!

GET /reports/findOne

Find first instance of the model matched by filter from the data source.

### Response Class (Status 200)

Model Model Schema

```
{
  "title": "string",
  "urlSegmentName": "string",
  "filterDataSource": "string",
}
```



```
"component": "string",
"excludedFilters": [
  {}
],
"layout": [
  {}
],
"headers": [
  {}
],
"routeParameters": {},
"id": 0,
"facetId": 0
}
```

Response Content Type

### Parameters

Parameter	Value	Description	Parameter Type	Data Type
filter		Filter defining fields, where, include, order, offset, and limit	query	string

Try it out!

POST **/reports/update**

Update instances of the model matched by where from the data source.

### Response Class (Status 200)

Model Model Schema

```
{}
```

Response Content Type

### Parameters

Parameter	Value	Description	Parameter Type	Data Type
where		Criteria to match model instances	query	string
data		An object of model property name/value pairs	body	Model Model Schema

Parameter content type:

```

{
  "title": "string",
  "urlSegmentName": "string",
  "filterDataSource": "string",
  "component": "string",
  "excludedFilters": [
    {}
  ],
  "layout": [
    {}
  ],
  "headers": [
    {}
  ],
  "routeParameters": {},
  "id": 0,
  "facetId": 0
}

```

Click to set as parameter value

Try it out!

## schedule

GET /schedules

Find all instances of the model matched by filter from the data source.

Response Class (Status 200)

Model Model Schema

```
[
  {
    "name": "string",
    "format": "string",
    "frequency": "string",
    "day": 0,
    "hour": 0,
    "enabled": true,
    "timezone": "string",
    "recipients": [
      {}
    ],
    "id": 0,
    "reportId": 0,
    "filterId": 0
  }
]
```

Response Content Type

### Parameters

Parameter	Value	Description	Parameter Type	Data Type
filter		Filter defining fields, where, include, order, offset, and limit	query	string

[Try it out!](#)

PUT /schedules

Update an existing model instance or insert a new one into the data source.

### Response Class (Status 200)

Model [Model Schema](#)

```
{
  "name": "string",
  "format": "string",
  "frequency": "string",
  "day": 0,
  "hour": 0,
  "enabled": true,
  "timezone": "string",
  "recipients": [
    {}
  ],
  "id": 0,
  "reportId": 0,
  "filterId": 0
}
```

Response Content Type

### Parameters

Parameter	Value	Description	Parameter Type	Data Type
-----------	-------	-------------	----------------	-----------

Parameter Value  
data

Description  
Model instance data

Parameter Type Data Type  
body Model Model Schema

Parameter content type:

application/json

```
{
  "name": "string",
  "format": "string",
  "frequency": "string",
  "day": 0,
  "hour": 0,
  "enabled": true,
  "timezone": "string",
  "recipients": [
    {}
  ],
  "id": 0,
  "reportId": 0,
  "filterId": 0
}
```

Click to set as parameter value

Try it out!

POST /schedules

Create a new instance of the model and persist it into the data source.

Response Class (Status 200)

Model Model Schema

```
{
  "name": "string",
  "format": "string",
  "frequency": "string",
  "day": 0,
  "hour": 0,
  "enabled": true,
  "timezone": "string",
  "recipients": [
```

```
{  
  },  
  ],  
  "id": 0,  
  "reportId": 0,  
  "filterId": 0  
}
```

Response Content Type

### Parameters

Parameter	Value	Description	Parameter Type	Data Type
data		Model instance data	body	Model Model Schema

Parameter content type:

```
{  
  "name": "string",  
  "format": "string",  
  "frequency": "string",  
  "day": 0,  
  "hour": 0,  
  "enabled": true,  
  "timezone": "string",  
  "recipients": [  
    {}  
  ],  
  "id": 0,  
  "reportId": 0,  
  "filterId": 0  
}
```

Click to set as parameter value

Try it out!

GET /schedules/{id}

[Find a model instance by id from the data source.](#)

Response Class (Status 200)

Model Model Schema

```
{
  "name": "string",
  "format": "string",
  "frequency": "string",
  "day": 0,
  "hour": 0,
  "enabled": true,
  "timezone": "string",
  "recipients": [
    {}
  ],
  "id": 0,
  "reportId": 0,
  "filterId": 0
}
```

Response Content Type

### Parameters

Parameter	Value	Description	Parameter Type	Data Type
<b>id</b>	(required)	<b>Model id</b>	path	string
filter		Filter defining fields and include	query	string

Try it out!

HEAD /schedules/{id}

Check whether a model instance exists in the data source.

### Response Class (Status 200)

Model Model Schema

```
{
  "exists": true
}
```

Response Content Type

### Parameters

Parameter	Value	Description	Parameter Type	Data Type
<b>id</b>	<b>(required)</b>	<b>Model id</b>	path	string

Try it out!

PUT /schedules/{id}

Update attributes for a model instance and persist it into the data source.

### Response Class (Status 200)

Model Model Schema

```
{
  "name": "string",
  "format": "string",
  "frequency": "string",
  "day": 0,
  "hour": 0,
  "enabled": true,
  "timezone": "string",
  "recipients": [
    {}
  ],
  "id": 0,
  "reportId": 0,
  "filterId": 0
}
```



Response Content Type

### Parameters

Parameter Value

data

Parameter content type:

Description

An object of model property name/value pairs

Parameter Type Data Type

body Model Model Schema

```
{
  "name": "string",
  "format": "string",
  "frequency": "string",
  "day": 0,
  "hour": 0,
  "enabled": true,
  "timezone": "string",
  "recipients": [
    {}
  ],
  "id": 0,
  "reportId": 0,
  "filterId": 0
}
```

Click to set as parameter value

**id** (required)

**PersistedModel id**

path

string

Try it out!

DELETE /schedules/{id}

Delete a model instance by id from the data source.

### Response Class (Status 200)

Model Model Schema

{}

Response Content Type

## Parameters

Parameter	Value	Description	Parameter Type	Data Type
<b>id</b>	(required)	<b>Model id</b>	path	string

Try it out!

GET `/schedules/{id}/exists`

Check whether a model instance exists in the data source.

## Response Class (Status 200)

Model Model Schema

```
{
  "exists": true
}
```

Response Content Type

## Parameters

Parameter	Value	Description	Parameter Type	Data Type
<b>id</b>	(required)	<b>Model id</b>	path	string

Try it out!

GET `/schedules/{id}/filters`

Fetches belongsTo relation filters.

## Response Class (Status 200)

Model Model Schema

```
{
  "name": "string",
  "urlSegmentName": "string",
}
```

```
"filter": "string",
"id": 0,
"reportId": 0
}
```

Response Content Type

### Parameters

Parameter	Value	Description	Parameter Type	Data Type
refresh	<input type="checkbox"/>		query	boolean
<b>id</b>	<b>(required)</b>	<b>PersistedModel id</b>	path	string

Try it out!

GET /schedules/{id}/occurrences

[Queries occurrences of schedule.](#)

### Response Class (Status 200)

Model Model Schema

```
[
  {
    "timestamp": "2017-11-12T07:57:41.731Z",
    "status": 0,
    "id": 0,
    "scheduleId": 0
  }
]
```

Response Content Type

### Parameters

Parameter	Value	Description	Parameter Type	Data Type
-----------	-------	-------------	----------------	-----------

Parameter	Value	Description	Parameter Type	Data Type
filter			query	string
id	(required)	PersistedModel id	path	string

Try it out!

POST /schedules/{id}/occurrences

Creates a new instance in occurrences of this model.

### Response Class (Status 200)

Model Model Schema

```
{
  "timestamp": "2017-11-12T07:57:41.733Z",
  "status": 0,
  "id": 0,
  "scheduleId": 0
}
```

Response Content Type

### Parameters

Parameter	Value	Description	Parameter Type	Data Type
data			body	Model Model Schema

Parameter content type:

```
{
  "timestamp": "2017-11-12T07:57:41.435Z",
  "status": 0,
  "id": 0,
  "scheduleId": 0
}
```

Click to set as parameter value

Parameter	Value	Description	Parameter Type	Data Type
<b>id</b>	(required)	<b>PersistedModel id</b>	path	string

Try it out!

DELETE /schedules/{id}/occurrences

Deletes all occurrences of this model.

### Parameters

Parameter	Value	Description	Parameter Type	Data Type
<b>id</b>	(required)	<b>PersistedModel id</b>	path	string

### Response Messages

HTTP Status Code	Reason	Response Model	Headers
204	Request was successful		

Try it out!

GET /schedules/{id}/occurrences/{fk}

Find a related item by id for occurrences.

### Response Class (Status 200)

Model Model Schema

```
{
  "timestamp": "2017-11-12T07:57:41.738Z",
  "status": 0,
  "id": 0,
  "scheduleId": 0
}
```

Response Content Type

## Parameters

Parameter	Value	Description	Parameter Type	Data Type
<b>fk</b>	(required)	<b>Foreign key for occurrences</b>	path	string
<b>id</b>	(required)	<b>PersistedModel id</b>	path	string

Try it out!

PUT /schedules/{id}/occurrences/{fk}

Update a related item by id for occurrences.

## Response Class (Status 200)

Model Model Schema

```
{
  "timestamp": "2017-11-12T07:57:41.740Z",
  "status": 0,
  "id": 0,
  "scheduleId": 0
}
```

Response Content Type

## Parameters

Parameter	Value	Description	Parameter Type	Data Type
<b>fk</b>	(required)	<b>Foreign key for occurrences</b>	path	string

Parameter	Value	Description	Parameter Type	Data Type
data			body	Model Model Schema
	Parameter content type: <input type="text" value="application/json"/>			<pre>{   "timestamp": "2017-11-12T07:57:41.434Z",   "status": 0,   "id": 0,   "scheduleId": 0 }</pre>
				Click to set as parameter value

<b>id</b>	(required)	PersistedModel id	path	string
<a href="#">Try it out!</a>				

DELETE /schedules/{id}/occurrences/{fk}

Delete a related item by id for occurrences.

### Parameters

Parameter	Value	Description	Parameter Type	Data Type
<b>fk</b>	(required)	Foreign key for occurrences	path	string
<b>id</b>	(required)	PersistedModel id	path	string

### Response Messages

HTTP Status Code	Reason	Response Model	Headers
204	Request was successful		
<a href="#">Try it out!</a>			

GET /schedules/{id}/occurrences/count

Counts occurrences of schedule.

### Response Class (Status 200)

p ( )

Model Model Schema

```
{
  "count": 0
}
```

Response Content Type

### Parameters

Parameter	Value	Description	Parameter Type	Data Type
where		Criteria to match model instances	query	string
<b>id</b>	<b>(required)</b>	<b>PersistedModel id</b>	path	string

Try it out!

GET /schedules/{id}/report

Fetches belongsTo relation report.

### Response Class (Status 200)

Model Model Schema

```
{
  "title": "string",
  "urlSegmentName": "string",
  "filterDataSource": "string",
  "component": "string",
  "excludedFilters": [
    {}
  ],
  "layout": [
    {}
  ],
  "headers": [
```



```

    {}
  ],
  "routeParameters": {},
  "id": 0,
  "facetId": 0
}

```

Response Content Type

### Parameters

Parameter	Value	Description	Parameter Type	Data Type
refresh	<input type="text"/>		query	boolean
<b>id</b>	<b>(required)</b>	<b>PersistedModel id</b>	path	string

Try it out!

PUT /schedules/{id}/updateWithRelations

Update schedule with filter and occurrence in a single transaction.

### Response Class (Status 200)

Model Model Schema

```

{
  "name": "string",
  "format": "string",
  "frequency": "string",
  "day": 0,
  "hour": 0,
  "enabled": true,
  "timezone": "string",
  "recipients": [
    {}
  ],
  "id": 0,
}

```

```
"reportId": 0,  
"filterId": 0  
}
```

Response Content Type

### Parameters

Parameter	Value	Description	Parameter Type	Data Type
<b>id</b>	(required)	<b>PersistedModel id</b>	path	string
<b>scheduleData</b>	(required)	<b>JSON string for schedule (see POST /schedules)</b>	formData	string
<b>filterData</b>	(required)	<b>JSON string for filter (e.g. { filter: "compressed filter" })</b>	formData	string

Try it out!

POST [/schedules/batchDelete](#)

Delete schedules with their related filters and occurrences in a single transaction.

### Response Class (Status 200)

Model [Model Schema](#)

```
{  
  "count": 0  
}
```

Response Content Type

### Parameters

Parameter	Value	Description	Parameter Type	Data Type
-----------	-------	-------------	----------------	-----------

Parameter	Value	Description	Parameter Type	Data Type
<b>ids</b>	<b>(required)</b>	<b>Array of PersistedModel ids (e.g. [1, 2, 3])</b>	formData	string

Try it out!

GET /schedules/change-stream

[Create a change stream.](#)

### Response Class (Status 200)

Response Content Type

#### Parameters

Parameter	Value	Description	Parameter Type	Data Type
<b>options</b>			query	string

Try it out!

POST /schedules/change-stream

[Create a change stream.](#)

### Response Class (Status 200)

Response Content Type

#### Parameters

Parameter	Value	Description	Parameter Type	Data Type
<b>options</b>			formData	string

Try it out!

GET /schedules/count

[Count instances of the model matched by where from the data source.](#)

## Response Class (Status 200)

Model Model Schema

```
{
  "count": 0
}
```

Response Content Type

## Parameters

Parameter	Value	Description	Parameter Type	Data Type
where		Criteria to match model instances	query	string

Try it out!

POST /schedules/createWithRelations

Create schedule with filter and occurrence in a single transaction.

## Response Class (Status 200)

Model Model Schema

```
{
  "name": "string",
  "format": "string",
  "frequency": "string",
  "day": 0,
  "hour": 0,
  "enabled": true,
  "timezone": "string",
  "recipients": [
    {}
  ],
}
```

```
"id": 0,  
"reportId": 0,  
"filterId": 0  
}
```

Response Content Type

### Parameters

Parameter	Value	Description	Parameter Type	Data Type
<b>reportId</b>	(required)	<b>Report Id</b>	formData	string
<b>scheduleData</b>	(required)	<b>JSON string for schedule (see POST /schedules)</b>	formData	string
<b>filterData</b>	(required)	<b>JSON string for filter (see POST /filters)</b>	formData	string

Try it out!

GET /schedules/findOne

Find first instance of the model matched by filter from the data source.

### Response Class (Status 200)

Model Model Schema

```
{  
  "name": "string",  
  "format": "string",  
  "frequency": "string",  
  "day": 0,  
  "hour": 0,  
  "enabled": true,  
  "timezone": "string",  
  "recipients": [  
    {}  
  ]  
}
```

```
],
  "id": 0,
  "reportId": 0,
  "filterId": 0
}
```

Response Content Type

### Parameters

Parameter	Value	Description	Parameter Type	Data Type
filter		Filter defining fields, where, include, order, offset, and limit	query	string

Try it out!

POST /schedules/update

Update instances of the model matched by where from the data source.

### Response Class (Status 200)

Model Model Schema

```
{}
```

Response Content Type

### Parameters

Parameter	Value	Description	Parameter Type	Data Type
where		Criteria to match model instances	query	string

Parameter Value

**data**

Description

An object of model property name/value pairs

Parameter Type Data Type

**body** Model Model Schema

Parameter content type:

application/json

```
{
  "name": "string",
  "format": "string",
  "frequency": "string",
  "day": 0,
  "hour": 0,
  "enabled": true,
  "timezone": "string",
  "recipients": [
    {}
  ],
  "id": 0,
  "reportId": 0,
  "filterId": 0
}
```

Click to set as parameter value

Try it out!

## setting

GET /settings

Find all instances of the model matched by filter from the data source.

### Response Class (Status 200)

Model Model Schema

```
[
  {
    "key": "string",
    "values": {}
  }
]
```

Response Content Type

### Parameters

Parameter	Value	Description	Parameter Type	Data Type
filter		Filter defining fields, where, include, order, offset, and limit	query	string

Try it out!

PUT /settings

Update an existing model instance or insert a new one into the data source.

### Response Class (Status 200)

Model Model Schema

```
{  
  "key": "string",  
  "values": {}  
}
```

Response Content Type

### Parameters

Parameter	Value	Description	Parameter Type	Data Type
data		Model instance data	body	Model Model Schema

```
{  
  "key": "string",  
  "values": {}  
}
```

Parameter content type:

Click to set as parameter value

Try it out!



POST /settings

Create a new instance of the model and persist it into the data source.

### Response Class (Status 200)

Model Model Schema

```
{
  "key": "string",
  "values": {}
}
```

Response Content Type

### Parameters

Parameter	Value	Description	Parameter Type	Data Type
data		Model instance data	body	Model Model Schema

```
{
  "key": "string",
  "values": {}
}
```

Parameter content type:

Click to set as parameter value

Try it out!

GET /settings/{id}

Find a model instance by id from the data source.

### Response Class (Status 200)

Model Model Schema

```
{
  "key": "string",
  "values": {}
}
```

Response Content Type

### Parameters

Parameter	Value	Description	Parameter Type	Data Type
<b>id</b>	<b>(required)</b>	<b>Model id</b>	path	string
filter		Filter defining fields and include	query	string

Try it out!

HEAD /settings/{id}

Check whether a model instance exists in the data source.

### Response Class (Status 200)

Model Model Schema

```
{
  "exists": true
}
```

Response Content Type

### Parameters

Parameter	Value	Description	Parameter Type	Data Type
<b>id</b>	<b>(required)</b>	<b>Model id</b>	path	string

Try it out!

PUT /settings/{id}

Update attributes for a model instance and persist it into the data source.

## Response Class (Status 200)

Model Model Schema

```
{  
  "key": "string",  
  "values": {}  
}
```

Response Content Type

## Parameters

Parameter	Value	Description	Parameter Type	Data Type
data		An object of model property name/value pairs	body	Model Model Schema <pre>{   "key": "string",   "values": {} }</pre>
	Parameter content type: <input type="text" value="application/json"/>			Click to set as parameter value
<b>id</b>	(required)	PersistedModel id	path	string

Try it out!

DELETE /settings/{id}

Delete a model instance by id from the data source.

## Response Class (Status 200)

Model Model Schema

```
{}
```

Response Content Type

### Parameters

Parameter	Value	Description	Parameter Type	Data Type
<b>id</b>	<b>(required)</b>	<b>Model id</b>	path	string

Try it out!

GET /settings/{id}/exists

[Check whether a model instance exists in the data source.](#)

### Response Class (Status 200)

Model Model Schema

```
{
  "exists": true
}
```

Response Content Type

### Parameters

Parameter	Value	Description	Parameter Type	Data Type
<b>id</b>	<b>(required)</b>	<b>Model id</b>	path	string

Try it out!

GET /settings/change-stream

[Create a change stream.](#)

### Response Class (Status 200)

Response Content Type

### Parameters

Parameter	Value	Description	Parameter Type	Data Type
options			query	string

Try it out!

POST /settings/change-stream

Create a change stream.

### Response Class (Status 200)

Response Content Type

### Parameters

Parameter	Value	Description	Parameter Type	Data Type
options			formData	string

Try it out!

GET /settings/count

Count instances of the model matched by where from the data source.

### Response Class (Status 200)

Model Model Schema

```
{
  "count": 0
}
```

Response Content Type

### Parameters

Parameter	Value	Description	Parameter Type	Data Type
-----------	-------	-------------	----------------	-----------

Parameter	Value	Description	Parameter Type	Data Type
where		Criteria to match model instances	query	string

Try it out!

GET /settings/findOne

Find first instance of the model matched by filter from the data source.

### Response Class (Status 200)

Model Model Schema

```
{
  "key": "string",
  "values": {}
}
```

Response Content Type

### Parameters

Parameter	Value	Description	Parameter Type	Data Type
filter		Filter defining fields, where, include, order, offset, and limit	query	string

Try it out!

POST /settings/sendTestEmail

### Response Class (Status 200)

Model Model Schema

```
{}
```

Response Content Type

### Parameters

Parameter	Value	Description	Parameter Type	Data Type
<b>recipients</b>	(required)	<b>Comma-separated list of recipients</b>	formData	string

Try it out!

POST /settings/update

Update instances of the model matched by where from the data source.

### Response Class (Status 200)

Model Model Schema

```
{}
```

Response Content Type

### Parameters

Parameter	Value	Description	Parameter Type	Data Type
where		Criteria to match model instances	query	string
data		An object of model property name/value pairs	body	Model Model Schema

```
{  
  "key": "string",  
  "values": {}  
}
```

Parameter content type:

Click to set as parameter value

Try it out!

## system

GET /systems

Find all instances of the model matched by filter from the data source.

### Response Class (Status 200)

Model Model Schema

```
[
  {
    "id": "string",
    "type": "string",
    "format": "string",
    "version": "v1",
    "location": "string",
    "backupLocation": "",
    "user": "string",
    "lastContact": "2017-11-12T07:57:41.808Z"
  }
]
```

Response Content Type

### Parameters

Parameter	Value	Description	Parameter Type	Data Type
filter		Filter defining fields, where, include, order, offset, and limit	query	string

Try it out!

PUT /systems

Update an existing model instance or insert a new one into the data source.

### Response Class (Status 200)



## Model Model Schema

```
{
  "id": "string",
  "type": "string",
  "format": "string",
  "version": "v1",
  "location": "string",
  "backupLocation": "",
  "user": "string",
  "lastContact": "2017-11-12T07:57:41.812Z"
}
```

Response Content Type

### Parameters

Parameter	Value	Description	Parameter Type	Data Type
data		Model instance data	body	Model Model Schema

Parameter content type:

```
{
  "id": "string",
  "type": "string",
  "format": "string",
  "version": "v1",
  "location": "string",
  "backupLocation": "",
  "user": "string",
  "lastContact": "2017-11-12T07:57:41.427Z"
}
```

Click to set as parameter value

Try it out!

POST /systems

Create a new instance of the model and persist it into the data source.

## Response Class (Status 200)

Model Model Schema

```
{
  "id": "string",
  "type": "string",
  "format": "string",
  "version": "v1",
  "location": "string",
  "backupLocation": "",
  "user": "string",
  "lastContact": "2017-11-12T07:57:41.815Z"
}
```

Response Content Type

### Parameters

Parameter	Value	Description	Parameter Type	Data Type
data		Model instance data	body	Model Model Schema

Parameter content type:

```
{
  "id": "string",
  "type": "string",
  "format": "string",
  "version": "v1",
  "location": "string",
  "backupLocation": "",
  "user": "string",
  "lastContact": "2017-11-12T07:57:41.426Z"
}
```

Click to set as parameter value

Try it out!

GET /systems/{id}

Find a model instance by id from the data source.

### Response Class (Status 200)

Model Model Schema

```
{
  "id": "string",
  "type": "string",
  "format": "string",
  "version": "v1",
  "location": "string",
  "backupLocation": "",
  "user": "string",
  "lastContact": "2017-11-12T07:57:41.817Z"
}
```

Response Content Type

### Parameters

Parameter	Value	Description	Parameter Type	Data Type
<b>id</b>	<b>(required)</b>	<b>Model id</b>	path	string
filter		Filter defining fields and include	query	string

Try it out!

HEAD /systems/{id}

Check whether a model instance exists in the data source.

### Response Class (Status 200)

Model Model Schema

```
{
  "exists": true
}
```

Response Content Type

### Parameters

Parameter	Value	Description	Parameter Type	Data Type
<b>id</b>	<b>(required)</b>	<b>Model id</b>	path	string

Try it out!

PUT /systems/{id}

Update attributes for a model instance and persist it into the data source.

### Response Class (Status 200)

Model Model Schema

```
{
  "id": "string",
  "type": "string",
  "format": "string",
  "version": "v1",
  "location": "string",
  "backupLocation": "",
  "user": "string",
  "lastContact": "2017-11-12T07:57:41.822Z"
}
```

Response Content Type

### Parameters

Parameter	Value	Description	Parameter Type	Data Type
-----------	-------	-------------	----------------	-----------

Parameter	Value	Description	Parameter Type	Data Type
<b>data</b>		An object of model property name/value pairs	body	Model Model Schema
	Parameter content type: application/json			<pre>{   "id": "string",   "type": "string",   "format": "string",   "version": "v1",   "location": "string",   "backupLocation": "",   "user": "string",   "lastContact": "2017-11-12T07:57:41.427Z" }</pre>
				Click to set as parameter value
<b>id</b>	(required)	<b>PersistedModel id</b>	path	string

Try it out!

DELETE /systems/{id}

Delete a model instance by id from the data source.

Response Class (Status 200)

Model Model Schema

```
{}
```

Response Content Type application/json

Parameters

Parameter	Value	Description	Parameter Type	Data Type
<b>id</b>	(required)	<b>Model id</b>	path	string

Try it out!

GET /systems/{id}/exists

Check whether a model instance exists in the data source.

### Response Class (Status 200)

Model Model Schema

```
{
  "exists": true
}
```

Response Content Type

### Parameters

Parameter	Value	Description	Parameter Type	Data Type
<b>id</b>	<b>(required)</b>	<b>Model id</b>	path	string

Try it out!

GET /systems/change-stream

Create a change stream.

### Response Class (Status 200)

Response Content Type

### Parameters

Parameter	Value	Description	Parameter Type	Data Type
<b>options</b>			query	string

Try it out!

POST /systems/change-stream

Create a change stream.

## Response Class (Status 200)

Response Content Type

### Parameters

Parameter	Value	Description	Parameter Type	Data Type
options			formData	string

[Try it out!](#)

GET /systems/count

Count instances of the model matched by where from the data source.

## Response Class (Status 200)

Model Model Schema

```
{  
  "count": 0  
}
```

Response Content Type

### Parameters

Parameter	Value	Description	Parameter Type	Data Type
where		Criteria to match model instances	query	string

[Try it out!](#)

GET /systems/findOne

Find first instance of the model matched by filter from the data source.

## Response Class (Status 200)

Model Model Schema

```
{
  "id": "string",
  "type": "string",
  "format": "string",
  "version": "v1",
  "location": "string",
  "backupLocation": "",
  "user": "string",
  "lastContact": "2017-11-12T07:57:41.833Z"
}
```

Response Content Type

### Parameters

Parameter	Value	Description	Parameter Type	Data Type
filter		Filter defining fields, where, include, order, offset, and limit	query	string

Try it out!

POST /systems/update

Update instances of the model matched by where from the data source.

### Response Class (Status 200)

Model Model Schema

```
{}
```

Response Content Type

### Parameters



Parameter	Value	Description	Parameter Type	Data Type
where		Criteria to match model instances	query	string
data		An object of model property name/value pairs	body	Model Model Schema

Parameter content type:

application/json

```
{
  "id": "string",
  "type": "string",
  "format": "string",
  "version": "v1",
  "location": "string",
  "backupLocation": "",
  "user": "string",
  "lastContact": "2017-11-12T07:57:41.427Z"
}
```

Click to set as parameter value

Try it out!

## user

GET /users

Find all instances of the model matched by filter from the data source.

### Response Class (Status 200)

Model Model Schema

```
[
  {
    "realm": "string",
    "username": "string",
    "credentials": {},
    "challenges": {},
    "email": "string",
    "emailVerified": true,
```

```
"status": "string",
"created": "2017-11-12T07:57:41.838Z",
"lastUpdated": "2017-11-12T07:57:41.838Z",
"id": 0
}
]
```

Response Content Type

## Parameters

Parameter	Value	Description	Parameter Type	Data Type
filter		Filter defining fields, where, include, order, offset, and limit	query	string

Try it out!

PUT /users

Update an existing model instance or insert a new one into the data source.

## Response Class (Status 200)

Model Model Schema

```
{
  "realm": "string",
  "username": "string",
  "credentials": {},
  "challenges": {},
  "email": "string",
  "emailVerified": true,
  "status": "string",
  "created": "2017-11-12T07:57:41.841Z",
  "lastUpdated": "2017-11-12T07:57:41.841Z",
  "id": 0
}
```

Response Content Type

### Parameters

Parameter Value

data

Description

Model instance data

Parameter Type

body

Data Type

Model Model Schema

Parameter content type:

```
{
  "realm": "string",
  "username": "string",
  "credentials": {},
  "challenges": {},
  "email": "string",
  "emailVerified": true,
  "status": "string",
  "created": "2017-11-12T07:57:41.424Z",
  "lastUpdated": "2017-11-12T07:57:41.424Z",
  "id": 0
}
```

Click to set as parameter value

Try it out!

POST /users

Create a new instance of the model and persist it into the data source.

### Response Class (Status 200)

Model Model Schema

```
{
  "realm": "string",
  "username": "string",
  "credentials": {},
  "challenges": {},
  "email": "string",
  "emailVerified": true,
  "status": "string",
}
```

```
"created": "2017-11-12T07:57:41.844Z",
"lastUpdated": "2017-11-12T07:57:41.844Z",
"id": 0
}
```

Response Content Type

### Parameters

Parameter	Value	Description	Parameter Type	Data Type
data		Model instance data	body	Model Model Schema

Parameter content type:

```
{
  "realm": "string",
  "username": "string",
  "credentials": {},
  "challenges": {},
  "email": "string",
  "emailVerified": true,
  "status": "string",
  "created": "2017-11-12T07:57:41.424Z",
  "lastUpdated": "2017-11-12T07:57:41.424Z",
  "id": 0
}
```

Click to set as parameter value

Try it out!

GET /users/{id}

[Find a model instance by id from the data source.](#)

### Response Class (Status 200)

Model Model Schema

```
{
  "realm": "string",
```

```
"username": "string",
"credentials": {},
"challenges": {},
"email": "string",
"emailVerified": true,
"status": "string",
"created": "2017-11-12T07:57:41.848Z",
"lastUpdated": "2017-11-12T07:57:41.848Z",
"id": 0
}
```

Response Content Type

### Parameters

Parameter	Value	Description	Parameter Type	Data Type
<b>id</b>	(required)	<b>Model id</b>	path	string
filter		Filter defining fields and include	query	string

Try it out!

HEAD /users/{id}

Check whether a model instance exists in the data source.

### Response Class (Status 200)

Model Model Schema

```
{
  "exists": true
}
```

Response Content Type

### Parameters

Parameter	Value	Description	Parameter Type	Data Type
<b>id</b>	(required)	<b>Model id</b>	path	string

Try it out!

PUT /users/{id}

Update attributes for a model instance and persist it into the data source.

### Response Class (Status 200)

Model Model Schema

```
{
  "realm": "string",
  "username": "string",
  "credentials": {},
  "challenges": {},
  "email": "string",
  "emailVerified": true,
  "status": "string",
  "created": "2017-11-12T07:57:41.852Z",
  "lastUpdated": "2017-11-12T07:57:41.852Z",
  "id": 0
}
```

Response Content Type

### Parameters

Parameter	Value	Description	Parameter Type	Data Type
-----------	-------	-------------	----------------	-----------

Parameter	Value	Description	Parameter Type	Data Type
<b>data</b>		An object of model property name/value pairs	body	Model Model Schema <pre>{   "realm": "string",   "username": "string",   "credentials": {},   "challenges": {},   "email": "string",   "emailVerified": true,   "status": "string",   "created": "2017-11-12T07:57:41.425Z",   "lastUpdated": "2017-11-12T07:57:41.425Z",   "id": 0 }</pre>
	Parameter content type: application/json			Click to set as parameter value

<b>id</b>	(required)	<b>User id</b>	path	string
<a href="#">Try it out!</a>				

DELETE /users/{id}

Delete a model instance by id from the data source.

### Response Class (Status 200)

Model	Model Schema
	<pre>{}</pre>

Response Content Type application/json

### Parameters

Parameter	Value	Description	Parameter Type	Data Type
<b>id</b>	(required)	<b>Model id</b>	path	string

Try it out!

GET /users/{id}/accessTokens

Queries accessTokens of user.

### Response Class (Status 200)

Model Model Schema

```
[
  {
    "id": "string",
    "ttl": 1209600,
    "created": "2017-11-12T07:57:41.856Z",
    "userId": 0
  }
]
```

Response Content Type

### Parameters

Parameter	Value	Description	Parameter Type	Data Type
filter			query	string
<b>id</b>	<b>(required)</b>	<b>User id</b>	path	string

Try it out!

POST /users/{id}/accessTokens

Creates a new instance in accessTokens of this model.

### Response Class (Status 200)

Model Model Schema



```
{
  "id": "string",
  "ttl": 1209600,
  "created": "2017-11-12T07:57:41.859Z",
  "userId": 0
}
```

Response Content Type

### Parameters

Parameter	Value	Description	Parameter Type	Data Type
data			body	Model Model Schema
	Parameter content type: <input type="text" value="application/json"/>			<pre>{   "id": "string",   "ttl": 1209600,   "created": "2017-11-12T07:57:41.424Z",   "userId": 0 }</pre> <p>Click to set as parameter value</p>
<b>id</b>	(required)	<b>User id</b>	path	string

Try it out!

DELETE /users/{id}/accessTokens

Deletes all accessTokens of this model.

### Parameters

Parameter	Value	Description	Parameter Type	Data Type
<b>id</b>	(required)	<b>User id</b>	path	string

### Response Messages

HTTP Status Code	Reason	Response Model	Headers
204	Request was successful		

Try it out!

GET /users/{id}/accessTokens/{fk}

[Find a related item by id for accessTokens.](#)

### Response Class (Status 200)

Model Model Schema

```
{
  "id": "string",
  "ttl": 1209600,
  "created": "2017-11-12T07:57:41.864Z",
  "userId": 0
}
```

Response Content Type

### Parameters

Parameter	Value	Description	Parameter Type	Data Type
<b>fk</b>	(required)	<b>Foreign key for accessTokens</b>	path	string
<b>id</b>	(required)	<b>User id</b>	path	string

Try it out!

PUT /users/{id}/accessTokens/{fk}

[Update a related item by id for accessTokens.](#)

### Response Class (Status 200)

Model Model Schema

```
{
  "id": "string",
  "ttl": 1209600,
  "created": "2017-11-12T07:57:41.867Z",
  "userId": 0
}
```

Response Content Type

### Parameters

Parameter	Value	Description	Parameter Type	Data Type
<b>fk</b>	(required)	<b>Foreign key for accessTokens</b>	path	string
data			body	Model Model Schema
	Parameter content type: <input type="text" value="application/json"/>			<pre>{   "id": "string",   "ttl": 1209600,   "created": "2017-11-12T07:57:41.423Z",   "userId": 0 }</pre> <p>Click to set as parameter value</p>
<b>id</b>	(required)	<b>User id</b>	path	string

Try it out!

DELETE /users/{id}/accessTokens/{fk}

Delete a related item by id for accessTokens.

### Parameters

Parameter	Value	Description	Parameter Type	Data Type
-----------	-------	-------------	----------------	-----------

Parameter	Value	Description	Parameter Type	Data Type
<b>fk</b>	(required)	<b>Foreign key for accessTokens</b>	path	string
<b>id</b>	(required)	<b>User id</b>	path	string

## Response Messages

HTTP Status Code	Reason	Response Model	Headers
204	Request was successful		

Try it out!

GET /users/{id}/accessTokens/count

Counts accessTokens of user.

## Response Class (Status 200)

Model Model Schema

```
{
  "count": 0
}
```

Response Content Type

## Parameters

Parameter	Value	Description	Parameter Type	Data Type
where		Criteria to match model instances	query	string
<b>id</b>	(required)	<b>User id</b>	path	string

Try it out!

GET /users/{id}/exists

[Check whether a model instance exists in the data source.](#)

### Response Class (Status 200)

Model Model Schema

```
{  
  "exists": true  
}
```

Response Content Type

### Parameters

Parameter	Value	Description	Parameter Type	Data Type
<b>id</b>	(required)	<b>Model id</b>	path	string

[Try it out!](#)

GET /users/change-stream

[Create a change stream.](#)

### Response Class (Status 200)

Response Content Type

### Parameters

Parameter	Value	Description	Parameter Type	Data Type
<b>options</b>			query	string

[Try it out!](#)

POST /users/change-stream

[Create a change stream.](#)

## Response Class (Status 200)

Response Content Type

### Parameters

Parameter	Value	Description	Parameter Type	Data Type
options			formData	string

[Try it out!](#)

GET /users/confirm

Confirm a user registration with email verification token.

### Parameters

Parameter	Value	Description	Parameter Type	Data Type
<b>uid</b>	(required)		query	string
<b>token</b>	(required)		query	string
redirect			query	string

### Response Messages

HTTP Status Code	Reason	Response Model	Headers
204	Request was successful		

[Try it out!](#)

GET /users/count

Count instances of the model matched by where from the data source.

## Response Class (Status 200)

Model [Model Schema](#)

```
{
  "count": 0
}
```

Response Content Type

### Parameters

Parameter	Value	Description	Parameter Type	Data Type
where		Criteria to match model instances	query	string

Try it out!

GET /users/findOne

Find first instance of the model matched by filter from the data source.

### Response Class (Status 200)

Model Model Schema

```
{
  "realm": "string",
  "username": "string",
  "credentials": {},
  "challenges": {},
  "email": "string",
  "emailVerified": true,
  "status": "string",
  "created": "2017-11-12T07:57:41.885Z",
  "lastUpdated": "2017-11-12T07:57:41.885Z",
  "id": 0
}
```

Response Content Type

## Parameters

Parameter	Value	Description	Parameter Type	Data Type
<code>filter</code>		Filter defining fields, where, include, order, offset, and limit	query	string

Try it out!

POST `/users/login`

Login a user with username/email and password.

## Response Class (Status 200)

Model Model Schema

```
{}
```

Response Content Type

## Parameters

Parameter	Value	Description	Parameter Type	Data Type
<code>credentials</code>	(required)		body	Model Model Schema

`{}`

Click to set as parameter value

Parameter content type:

`include`

Related objects to include in the response. See the description of return value for more details.	query	string
---	-------	--------

Try it out!



POST /users/logout

Logout a user with access token.

### Response Messages

HTTP Status Code	Reason	Response Model	Headers
204	Request was successful		

Try it out!

POST /users/reset

Reset password for a user with email.

### Parameters

Parameter	Value	Description	Parameter Type	Data Type
<b>options</b>	(required)		body	Model Model Schema
				{}
				Click to set as parameter value

Parameter content type:

application/json

### Response Messages

HTTP Status Code	Reason	Response Model	Headers
204	Request was successful		

Try it out!

POST /users/update

Update instances of the model matched by where from the data source.

### Response Class (Status 200)

Model Model Schema

{}

Response Content Type

### Parameters

Parameter	Value	Description	Parameter Type	Data Type
where		Criteria to match model instances	query	string
data		An object of model property name/value pairs	body	Model Model Schema

Parameter content type:

```
{  
  "realm": "string",  
  "username": "string",  
  "credentials": {},  
  "challenges": {},  
  "email": "string",  
  "emailVerified": true,  
  "status": "string",  
  "created": "2017-11-12T07:57:41.425Z",  
  "lastUpdated": "2017-11-12T07:57:41.425Z",  
  "id": 0  
}
```

Click to set as parameter value

Try it out!

## zdXml

POST /zdXmIs/{container}/upload

Response Class (Status 200)

Model Model Schema

```
{}
```

Response Content Type

### Parameters

Parameter	Value	Description	Parameter Type	Data Type
<b>container</b>	(required)	<b>HDFS directory</b>	path	string

Try it out!

GET /zdXmIs/getAjaxRequest

### Response Class (Status 200)

Model Model Schema

```
{}
```

Response Content Type

### Parameters

Parameter	Value	Description	Parameter Type	Data Type
<b>system_id</b>	(required)	<b>System ID</b>	query	string

Try it out!

[ BASE URL: /api , API VERSION: 1.0.0 ]



Copyright © 2006-2017. Ruckus Wireless, Inc.  
350 West Java Dr. Sunnyvale, CA 94089. USA  
[www.ruckuswireless.com](http://www.ruckuswireless.com)